



⚡ Grounded in 6 sources

Short Form Video Editor

A step-by-step, tool-backed guide to launching a short form video editing business for creators, podcasts, and brands—using AI tools that automate 90% of the work. No generic advice—just the real workflows, pricing, and client-getting scripts.

📌 Updated for 2026

💰 **\$1,000–\$2,000+ per client (source-reported)** Typical offer for automated short-form video editing packages

📢 @jobhacki · JobHacki Community



Start Fast

Clear first steps you can take this week.



Real Sources

Built from people who actually did it.



Honest Numbers

Source-reported pay, costs, and risks.

[Get the Full Guide Vault →](#)

🔒 Includes checklists, scripts & source-backed insights

YOU WILL LEARN

- ✓ Who This Guide Is For
- ✓ Problem This Business Solves
- ✓ The Offer That Actually Sells
- ✓ Business Snapshot
- ✓ Who Pays For It
- ✓ Startup Cost — Real Breakdown

Table of Contents

01 Who This Guide Is For

02 Business Snapshot

03 Problem This Business Solves

04 Who Pays For It

05 The Offer That Actually Sells

06 Startup Cost — Real Breakdown

07 Skill Requirements

08 Step-by-Step Launch Plan

09 First 7 Days

10 First 30 Days

11 Insider Secrets & Shortcuts

12 How To Find Your First Customers

13 Copy/Paste Outreach Script

14 Pricing Model

15 Upsell Ideas

16 Risks / Legal / Compliance

17 Source Notes

18 Resources, Certifications & Direct Links

▶ MODULE 01

Who This Guide Is For

Operators and freelancers looking to launch or upgrade a short form video editing business serving creators, podcasters, or brands. You want to leverage AI-powered tools to deliver high-volume, high-quality TikTok, Reels, and Shorts content—without spending hours in a traditional editor.

If you want to sell done-for-you content repurposing, automate clip creation, and offer analytics or scheduling, this guide is for you.

▶ MODULE 02

Business Snapshot

\$1,000–\$2,000

Typical package price for podcast/creator clip automation (source: transcript)

\$15–\$29/mo

AI tool monthly cost (Opus Clip, Submagic, etc.)

5–10 min/clip

Time to generate & review a short using AI tools

0–\$100

Startup cost (if using free trials or pay-as-you-go credits)

10–12

Clips generated from a 60-min podcast (source: creator demo)

▶ MODULE 03

Problem This Business Solves

Most creators and podcasters struggle to consistently turn long-form content into engaging short clips for TikTok, Reels, and YouTube Shorts. Manual editing is slow, expensive, and often inconsistent. AI-powered editing automates highlight extraction, captions, and formatting—solving the bottleneck of content repurposing at scale.

▶ MODULE 04

Who Pays For It

Clients include podcasters, YouTubers, coaches, agencies, and brands who want a steady stream of short-form clips from their existing long-form content. Typical buyers are creators with a backlog of video/audio, but not enough time or skill to edit for social platforms.

▶ MODULE 05

The Offer That Actually Sells

The most in-demand offer: 'Turn your 1-hour podcast or video into 10–12 ready-to-post TikTok, Reels, and Shorts clips—complete with captions, hooks, and analytics.'

Bundling: Many successful sellers include scheduling (auto-posting), analytics (clip performance), and custom branding as part of the package. Example: '12 short clips + auto-posting + analytics dashboard for \$1,500.'

▶ MODULE 06

Startup Cost — Real Breakdown

Item	Cost	Notes
Opus Clip (AI editor)	\$15–\$29/mo or pay-per-minute	Pay-as-you-go credits available
Submagic (AI captions/clips)	\$16/mo	Alternative for multi-language or B-roll
CapCut (manual backup)	Free/\$9.99/mo	For manual tweaks if needed
High-speed internet	Varies	Upload/download is the main bottleneck
Optional: Visard API	\$0–\$50/mo	For advanced automation (see transcript)

▶ **MODULE 07**

Skill Requirements

Skill	Level Needed	Notes
AI video tool operation	Basic	E.g. uploading, setting clip length, choosing styles
Content selection	Moderate	Knowing what makes a good 'hook' or viral moment
Client communication	Moderate	Setting expectations, gathering feedback
Basic video editing (optional)	Basic	For manual fixes in CapCut/ClipChamp
File management/cloud storage	Basic	Organizing projects for clients

► MODULE 08

Step-by-Step Launch Plan

- 1 Pick your AI tool: Start with Opus Clip or Submagic for automated clip generation.
- 2 Test with your own or public domain long-form video (e.g. a podcast episode).
- 3 Set up a Google Drive or Dropbox folder structure for client uploads and deliveries.
- 4 Create 2–3 sample short clips (with captions, hooks, and B-roll if possible).
- 5 Build a simple landing page or Notion portfolio showing before/after examples.
- 6 Draft your offer: e.g., '10 clips from your 1-hour episode, ready to post, \$1,500.'
- 7 List your service on Upwork, Twitter, or in podcasting/creator Facebook groups.
- 8 Prepare your outreach script (see below) and start DMing podcasters/creators.

- 9 Refine your workflow based on client feedback and tool performance.

▶ **MODULE 09**

First 7 Days

- 1 Sign up for Opus Clip (or Submagic) and test all features with a 10–20 min video.
- 2 Create a Google Sheet to track leads, projects, and credits/minutes used.
- 3 Produce 3 sample clips in different styles (educational, entertaining, lifestyle).
- 4 Post your samples on LinkedIn, Twitter, and relevant Discord/Facebook groups.
- 5 Send 10 direct messages to podcasters or YouTubers with your offer and a sample.
- 6 Join at least 2 podcasting or creator communities and introduce your service.

▶ **MODULE 10**

First 30 Days

- 1 Land your first 1–2 paying clients (even at a discount for testimonials).
- 2 Systematize your workflow: upload, clip selection, review, delivery, feedback.
- 3 Test scheduling and analytics features (Opus Clip, Submagic, or manual with Metricool).
- 4 Document your process with Loom videos for onboarding future clients.
- 5 Ask for referrals and testimonials after each delivery.
- 6 Iterate on your offer—add upsells like auto-posting, performance reports, or brand kits.

▶ **MODULE 11**

Insider Secrets & Shortcuts

- 1 Use Opus Clip's pay-per-minute credits for large projects—cheaper than monthly if you batch client work. (Source: creator transcript)
- 2 Set clip durations and styles before uploading—Opus Clip lets you pre-select 30s, 60s, or 90s, and content type (educational, lifestyle, entertaining) for better results.
- 3 Automate podcast-to-clips with Visard API: Connect RSS feeds to auto-pull new episodes and generate clips in 5–10 minutes, then notify via Gmail/webhook. (Source: 'Generate 100s of Viral Podcast TikTok Clips')
- 4 For max engagement, edit so something changes every 3 seconds: jump cuts, zooms, captions, or B-roll. (Source: creator interview)
- 5 CapCut's auto-captioning is 90–95% accurate for clear English—fix the few errors instead of typing from scratch.
- 6 Offer analytics and scheduling as a differentiator: Opus Clip can auto-post and track performance, which most freelancers skip.

▶ MODULE 12

How To Find Your First Customers

- 1 Search for active podcasters and YouTubers with >1,000 subscribers but low short-form presence.
- 2 Join Facebook groups like 'Podcast Movement' or 'YouTube Creators' and offer a free sample clip.
- 3 DM creators on Twitter/X with a before/after clip and a specific offer.
- 4 List your service on Upwork/Fiverr, but use your own samples to stand out.
- 5 Attend virtual podcasting meetups and offer to demo your workflow live.

Copy/Paste Outreach Script

Pricing Model

Package	Price (example)	Includes
Starter (5 clips)	\$500	5 short clips, basic captions, 1 revision
Standard (10–12 clips)	\$1,000– \$1,500	10–12 clips, custom branding, analytics, 2 revisions
Premium (20+ clips)	\$2,000+	20+ clips, auto-posting, analytics dashboard, unlimited revisions (within reason)
Pay-per-minute (Opus Clip credits)	\$0.50– \$1/min	For bulk/agency clients

Upsell Ideas

- 1 Auto-posting to TikTok, IG, YouTube via Opus Clip or Metricool integration

- 2 Monthly analytics reports on clip performance

- 3 Custom brand kits (fonts, colors, templates)

- 4 Multi-language captions (using Submagic or CapCut)

Risks / Legal / Compliance

Key Risks & Red Flags

AI tools can mis-transcribe or misinterpret audio, especially with accents or background noise—always review before delivery. Some platforms (e.g., CapCut) lock key features behind paywalls, so check your export limits before promising delivery. If repurposing client content, ensure you have written permission for all source material. For podcast RSS scraping, verify you're not breaching terms of service or copyright. Always clarify revision limits and delivery timelines in your contract.

Source Notes

“A 60-minute podcast can become 10 to 12 ready to post clips. And you don't need to touch an editor for that. So for my AI automation people here, you can easily sell this for 1 to 2K because podcasters immediately see the value in something like this.”

— [Generate 100s of Viral Podcast TikTok Clips & Reels w/ This](#)

[1] [Generate 100s of Viral Podcast TikTok Clips & Reels w/ This](#) (YouTube transcript)

[2] [Best AI Video Editing Tools in 2026 \(Don't Choose Wrong\)](#) (YouTube transcript)

[3] [Best FREE Video Editing Software for YouTube in 2026](#) (YouTube transcript)

[4] [Opus Clip user workflow](#) (YouTube transcript)

[5] [Creator interview: Engagement editing tips](#) (YouTube transcript)

[6] [Submagic, CapCut, Visard API product walkthroughs](#)

Resources, Certifications & Direct Links

Tap straight into search results, certification training, and paid apprenticeships for this path.

🔍 DIRECT SEARCH LINKS

Google Trends — demand

is it growing? ↗

Reddit — unfiltered reality

real talk ↗

YouTube — free how-tos

walkthroughs ↗

Upwork — who's paying now

live demand ↗

Google — competitor pricing

what to charge ↗

Hack











Set a saved-search alert on **Indeed** + **LinkedIn** for this exact term — new roles hit your inbox before they're crowded.

Tool Stack — Organized by Category

Every tool for this path, grouped by category. Free tools first, paid last. Tap any logo to open it.









Selling & Monetization

6 free · 4 paid

	Beehiiv	Newsletter + monetization	Free	↗
	Gumroad	Sell digital products	Free	↗
	Lemon Squeezy	Sell software/digital (handles tax)	Free	↗
	Substack	Paid newsletters	Free	↗
	Teachable	Host and sell courses	Free	↗
	Whop	Sell access, communities, products	Free	↗
	Kajabi	All-in-one course/membership	Paid	↗
	Shopify	Ecommerce store	Paid	↗
	Skool	Paid communities + courses	Paid	↗
	Stan Store	Link-in-bio storefront	Paid	↗








Content & Video

6 free · 2 paid

	CapCut	Short-form video editing	Free	↗
	CapCut Commerce	UGC ad templates	Free	↗
	Descript	Edit video by editing text	Free	↗
	ElevenLabs	AI voiceover	Free	↗
	HeyGen	AI avatar / UGC video	Free	↗
	OpusClip	AI long-to-short clipping	Free	↗
	Runway	AI video generation	Paid	↗
	Submagic	AI captions + b-roll	Paid	↗







Web & Design

5 free · 2 paid

	Canva	Graphics, thumbnails, templates	Free	↗
	Carrd	One-page sites (cheap)	Free	↗
	Figma	UI/graphic design	Free	↗
	Framer	AI website builder	Free	↗
	Webflow	Visual website builder	Free	↗
	Durable	AI site for local business	Paid	↗
	Relume	AI sitemaps + components	Paid	↗





AI Assistants

5 free · 1 paid

	ChatGPT	Writing, ideation, prompts, drafts	Free	↗
	Claude	Long docs, reasoning, coding, agents	Free	↗
	Google Gemini	Google-integrated AI	Free	↗
	Perplexity	AI research with live sources	Free	↗
	Poe	Many AI models in one app	Free	↗
	Grok	X-integrated AI	Paid	↗





Productivity

4 free · 0 paid

	Calendly	Booking / scheduling calls	Free	↗
	Google Sheets	Trackers + light CRM	Free	↗
	Loom	Screen-record pitches/looms	Free	↗
	Notion	Docs, dashboards, templates	Free	↗

Payments & Finance

3 free · 1 paid

	PayPal	Invoices + payments	Free	↗
	Stripe	Accept payments	Free	↗
	Wise	Low-fee global payments	Free	↗
	QuickBooks	Bookkeeping / 1099 taxes	Paid	↗

Money tip

Stack the **free** tools first. Only pay once a tool is directly making or saving you money.

THE JOBHACKI ARSENAL

This guide is 1% of what members get

The community unlocks the tools that do the heavy lifting for you:



OmniCut

Upload any video — get back a timestamped, cut-by-cut edit blueprint: hooks, vocal cues, effects and animation calls, all mapped to the viral frameworks behind our own content. You (or your AI editor) just follow the map.



JobHacki Resume Builder

Our exact one-page, recruiter-tested template — auto-built from your LinkedIn in minutes, exported as an editable doc + PDF.



JobHacki Readiness Simulator

Paste any job link. Get tested on what the role actually requires, see your readiness score, and get the fastest study path to close the gaps.



Atlas Directory

Every guide and career path we publish — refreshed by 24/7 AI researchers so you never act on stale info.

[Join the JobHacki Community →](#)

Join free today — founding-member pricing locks in before the tools go paid.

WHAT EACH TOOL ACTUALLY DOES




OmniCut

OmniCut watches your entire video the way an elite editor would — every frame, the full transcript, your offer and what you're actually selling — then runs it through the viral frameworks behind our own content. What you get back is a timestamped editing score: your video chopped into 10-second sequences, each with exact vocal cues, audio cues, effect calls and animation directions. Copy a sequence, paste it into Gemini Omni, and generate that cut — then the next, then the next, until the whole edit is done. Runs as a custom GPT inside ChatGPT (you'll need a ChatGPT account), purpose-built for Gemini Omni video editing the day it drops.




JobHacki Resume Builder

Drop in your LinkedIn (or paste your experience) and it rebuilds everything into the exact one-page format we use: tight summary line, education with the details recruiters scan for, metric-driven experience bullets, and the 10-category skills stack that beats ATS keyword filters. Out comes a polished PDF plus a fully editable doc — change any line later without starting over. Single-industry and multi-industry versions included.



JobHacki Readiness Simulator

Paste a real job posting link. The simulator breaks down what that role actually demands — skills, tools, terminology, scenarios — and tests you on it: multiple choice, written answers, even voice roleplay for interviews and sales calls. You get a Readiness Score out of 100 across skill match, tool match, communication and interview readiness, plus the exact study plan to close your gaps — linked straight to the guides, certs and resources that fix them.



Atlas Directory

The full living library: 100+ grounded, step-by-step playbooks across AI businesses, careers, trades, healthcare paths and side income — every one built from people who actually did it, never theory. Our AI researchers monitor hundreds of creators and sources around the clock, so tools, pay data and methods stay current. Search it, filter it, read online or download any guide as a PDF.

Created by JobHacki · @jobhacki · JobHacki Community · Version 2026

Income figures in this guide are source-reported or estimates from real creators and practitioners — not guarantees. Income depends on location, skill, speed, and demand. Verify pay rates and offers before applying or buying.