



⚡ Grounded in 11 sources

# Make Money From Home: Real Business Models That Actually Work

A no-hype, evidence-backed guide to building a real business from home in 2026. Concrete tactics, pricing, and shortcuts from operators who've done it—no fluff, no empty promises.

📌 Updated for 2026

📊 \$400–\$10,000+/mo Typical reported monthly revenue (source: creators, 2023–2024)

📢 @jobhacki · JobHacki Community



## Start Fast

Clear first steps you can take this week.



## Real Sources

Built from people who actually did it.



## Honest Numbers

Source-reported pay, costs, and risks.

[Get the Full Guide Vault →](#)

🔒 Includes checklists, scripts & source-backed insights

## YOU WILL LEARN

Who This Guide Is For

Problem This Business Solves

The Offer That Actually Sells

Business Snapshot

Who Pays For It

Startup Cost — Real Breakdown

▶ **MODULE 01**

## Who This Guide Is For

This guide is for operators who want to build a real, revenue-generating business from home—without relying on generic advice or get-rich-quick schemes. You want concrete steps, real numbers, and tactics that work in 2026.

You may be a solo founder, freelancer, or small team. You're looking for proven business models that can start lean, scale with systems, and don't require a huge upfront investment or technical background.

▶ **MODULE 02**

## Business Snapshot

**\$400–  
\$10,000+/mo**

Typical reported monthly revenue (source: creators, 2023–2024)

**\$0–\$2,500**

Startup cost (most models can start under \$500)

## 7–30 days

Time to first revenue (reported by operators)

## Printify, HighLevel, Gravity AI, Lindy, Facebook Marketplace

Key tools used by real operators

▶ MODULE 03

## Problem This Business Solves

Home-based businesses solve two main problems: (1) providing valuable services or products to clients who don't care where you're located, and (2) giving you the flexibility to work on your own terms.

Specific examples include: automating lead response for small businesses (solving lost revenue from slow replies), helping realtors get better listing photos (solving slow home sales), or reselling unused equipment to buyers who need it (solving supply gaps).

▶ MODULE 04

## Who Pays For It

Customers are typically small business owners (dentists, plumbers, realtors, accountants), consumers shopping online (print-on-demand, reselling), or other businesses needing automation or digital services.

For example, local dental clinics pay \$300–\$500/mo for AI receptionist services (source: AI Agency Blueprint). Restaurant owners pay for used equipment found on GovDeals and resold via Facebook Marketplace (source: \$60k/mo Reselling).

▶ MODULE 05

# The Offer That Actually Sells

The most successful home businesses sell a clear, outcome-focused offer. Examples:

- 'AI Receptionist' for local businesses: answers calls, qualifies leads, books appointments—\$300–\$500/mo (source: AI Agency Blueprint).
- 'Speed-to-lead' automation: instantly responds to web leads, doubles close rate—\$400–\$1,000/mo (source: 500 AI Workflows).
- Print-on-demand: custom mugs/shirts with unique AI-generated designs—\$5–\$15 profit per sale (source: Printify tutorial).
- Digital staging for real estate photos: \$1/photo, 96% margin using Nano Banana API (source: Google's New AI Tool).
- Reselling restaurant equipment: buy surplus on GovDeals, sell via Marketplace, 25x markup possible (source: \$60k/mo Reselling).

## ▶ MODULE 06

## Startup Cost — Real Breakdown

Business Model	Startup Cost	Main Expenses
AI Agency (HighLevel)	\$97–\$497	HighLevel subscription, domain, outreach tools
Print-on-Demand (Printify)	\$0–\$100	Printify account, optional domain/hosting
Reselling (Marketplace)	\$0–\$2,500	Initial inventory (can start with items you own)
Photo Editing Service	\$20–\$100	Nano Banana API credits, Lindy or similar tool
Food Tent/Truck	\$2,000– \$20,000	Equipment, permits, initial supplies (can start with tent)

## Skill Requirements

Skill	Needed For	How to Learn
Basic sales/outreach	All models	YouTube, free scripts (see below)
No-code automation	AI agency, automations	Follow HighLevel or Make.com tutorials
Design (optional)	Print-on-demand, digital products	Use Gravity AI or Canva
Negotiation	Reselling	Practice with low-stakes deals on Marketplace
Customer service	All models	Templates, HighLevel automations
Photo editing (optional)	Real estate photo service	Use Nano Banana or similar AI tools

## Step-by-Step Launch Plan

- 1 Pick ONE business model and ONE target customer (e.g., AI receptionist for dentists, print-on-demand mugs for cat lovers).
- 2 Set up your main tool: HighLevel for automation agency, Printify for print-on-demand, Facebook Marketplace for reselling, or Lindy/Nano Banana for photo editing.
- 3 Create a simple offer and pricing (see below for real examples).

- 4 Build a basic sales asset: a Google Doc, a short video, or a simple landing page (no fancy website needed to start).
- 5 Make a list of 20–50 target customers (Google Maps, LinkedIn, Facebook groups, or your own network).
- 6 Send personalized outreach using the script below.
- 7 Close your first sale, deliver the service/product, and collect feedback.
- 8 Systematize delivery (templates, automations, checklists).
- 9 Iterate: improve your offer, raise prices, or upsell.

► **MODULE 09**

## First 7 Days

- 1 Day 1: Choose your business model and niche. Write down 5 industries you know (source: AI Agency Blueprint).
- 2 Day 2: Set up your main tool (e.g., HighLevel trial, Printify account, or Facebook Marketplace profile).
- 3 Day 3: Build your core offer (e.g., 'AI receptionist for roofers in Dallas').
- 4 Day 4: Create a simple sales asset (Google Doc or Loom video).
- 5 Day 5: Build a list of 20–50 prospects (use HighLevel's prospecting tool or Google Maps).
- 6 Day 6: Send 10–20 personalized outreach messages (see script below).
- 7 Day 7: Follow up with responses, book calls, and aim for your first sale.

► **MODULE 10**

# First 30 Days

- 1 Aim for 3–5 paying customers (source: AI Agency Blueprint: 'Get your first three clients on this one service, then stack').
- 2 Refine your onboarding process—use checklists and templates to avoid scope creep and buyer remorse (source: Automation Agency Onboarding).
- 3 Collect testimonials, screenshots, or before/after results as proof (source: DARK Psychology/Velvet Rope).
- 4 Automate delivery as much as possible (e.g., HighLevel automations, Printify order fulfillment, Nano Banana batch edits).
- 5 Start building authority: post a case study or result on LinkedIn, Twitter, or a simple website.
- 6 Test upsells (e.g., follow-up automations, additional product variants, premium photo edits).

## ▶ MODULE 11

# Insider Secrets & Shortcuts

- 1 Use HighLevel's built-in prospecting tool to pull a list of local businesses and generate instant marketing audits—no manual research needed (AI Agency Blueprint).
- 2 For reselling, turn existing sales reps (e.g., Cisco/US Foods reps) into commission-based lead generators—pay 10% per deal, duplicating yourself without hiring (source: \$60k/mo Reselling).
- 3 Onboarding is leverage: send a templated onboarding checklist immediately after closing to prevent scope creep and set expectations (source: Automation Agency Onboarding).
- 4 For print-on-demand, use Gravity AI to generate unique, high-res designs with a single

prompt—no design skills needed (source: Printify tutorial).

---

- 5 To get realtors' attention, use Nano Banana API to stage listing photos and send them for free as a foot-in-the-door offer—costs ~\$0.04/photo, can charge \$1/photo (source: Google's New AI Tool).
  - 6 Don't build from scratch: use pre-built 'Agency OS' snapshots in HighLevel to install all automations and scripts in one click (source: AI Agency Blueprint).
- 

▶ **MODULE 12**

## How To Find Your First Customers

Use Google Maps to search for your target business type in your city (e.g., 'dentist Dallas'), then collect emails/phone numbers.

If using HighLevel, use its prospecting tool to generate a list and instant audit.

For reselling, start with items you already own, then source more on GovDeals or storage unit auctions.

For print-on-demand, launch with Printify's pop-up store or connect to a WordPress site for more control.

For digital services, scrape realtors' contact info using a tool like Scraper or Google Maps Data Scraper (source: Google's New AI Tool).

▶ **MODULE 13**

## Copy/Paste Outreach Script

▶ **MODULE 14**

# Pricing Model

Model	Typical Price	How to Charge
AI Receptionist/Automation	\$300–\$500/mo	Monthly retainer, per location
Speed-to-lead Automation	\$400–\$1,000/mo	Monthly retainer, per workflow
Print-on-Demand	\$5–\$15 profit/item	Per sale, Printify auto-fulfillment
Photo Editing Service	\$1/photo	Per photo, batch discounts possible
Reselling	Varies (25x markup possible)	Per item, paid upfront

## ▶ MODULE 15

# Upsell Ideas

- 1 Add follow-up/nurture automations for existing clients (source: 500 AI Workflows).
- 2 Offer premium product variants or bundles in print-on-demand (e.g., mugs + shirts).
- 3 Sell monthly maintenance or reporting for automation clients.
- 4 Offer photo retouching, virtual staging, or video walkthroughs to realtors.
- 5 For reselling, bundle related equipment or offer delivery/setup for a fee.

## ▶ MODULE 16

# Risks / Legal / Compliance

## Red Flags & Risks

Automation agencies: scope creep and unclear expectations can destroy margins—use onboarding checklists and clear contracts (source: Automation Agency Onboarding).

Reselling: check local laws on used equipment sales, especially for food/restaurant gear.

Print-on-demand: ensure you have rights to any designs you use (use original or AI-generated art). Photo editing for real estate: be transparent about digital staging to avoid misleading buyers (source: Google's New AI Tool). Always use contracts and get

paid upfront or via secure platforms.

## ▶ MODULE 17

# Source Notes

*"You do not need to build this from scratch. When you start your trial through the link in the description below the video, my entire agency OS installs into your account in one click. Every automation, every script, every template pre-built and ready to go."*

— AI Agency Blueprint: How I'd Go From \$0 to \$10K/Month in 90 Days

[1] How to Onboard Clients for Your Automation Agency In 41 Minutes (No BS)

[2] Laid Off 2 Days Before Christmas, Now He Makes \$60k/Month Reselling

[3] I've Built 500 AI Workflows, This is What Businesses Want in 2026

[4] AI Agency Blueprint: How I'd Go From \$0 to \$10K/Month in 90 Days

[5] How to Start a Print-on-Demand Business in 2026 | Full Tutorial

[6] DARK Psychology That Makes Clients CHASE You (And Pay 10X More)

[7] Google's New AI Tool Is Crazy Powerful (Here's How to Profit)

jobhacki.com · @jobhacki

[8] If I wanted to build wealth from scratch (again), I'd do this



[9] How to Get Your First Service Clients Paying Tens of Thousands

[10] X posts: @girlinAI, @Bober\_smart, @HeyMaysarah, @gudanglifehack

▶ RESOURCE GUIDE

## Resources, Certifications & Direct Links

Tap straight into search results, certification training, and paid apprenticeships for this path.

🔍 DIRECT SEARCH LINKS

Google Trends — demand

is it growing? ↗

Reddit — unfiltered reality

real talk ↗

YouTube — free how-tos

walkthroughs ↗

Upwork — who's paying now

live demand ↗

Google — competitor pricing

what to charge ↗

### Hack

Set a saved-search alert on [Indeed](#) + [LinkedIn](#) for this exact term — new roles hit your inbox before they're crowded.











▶ TOOL GUIDE

## Tool Stack — Organized by Category

Every tool for this path, grouped by category. Free tools first, paid last. Tap any logo to open









## Selling & Monetization

6 free · 4 paid

	<b>Beehiiv</b>	Newsletter + monetization	Free	<a href="#">↗</a>
	<b>Gumroad</b>	Sell digital products	Free	<a href="#">↗</a>
	<b>Lemon Squeezy</b>	Sell software/digital (handles tax)	Free	<a href="#">↗</a>
	<b>Substack</b>	Paid newsletters	Free	<a href="#">↗</a>
	<b>Teachable</b>	Host and sell courses	Free	<a href="#">↗</a>
	<b>Whop</b>	Sell access, communities, products	Free	<a href="#">↗</a>
	<b>Kajabi</b>	All-in-one course/membership	Paid	<a href="#">↗</a>
	<b>Shopify</b>	Ecommerce store	Paid	<a href="#">↗</a>
	<b>Skool</b>	Paid communities + courses	Paid	<a href="#">↗</a>
	<b>Stan Store</b>	Link-in-bio storefront	Paid	<a href="#">↗</a>








## Content & Video

6 free · 2 paid

	<b>CapCut</b>	Short-form video editing	Free	<a href="#">↗</a>
	<b>CapCut Commerce</b>	UGC ad templates	Free	<a href="#">↗</a>
	<b>Descript</b>	Edit video by editing text	Free	<a href="#">↗</a>
	<b>ElevenLabs</b>	AI voiceover	Free	<a href="#">↗</a>
	<b>HeyGen</b>	AI avatar / UGC video	Free	<a href="#">↗</a>
	<b>OpusClip</b>	AI long-to-short clipping	Free	<a href="#">↗</a>
	<b>Runway</b>	AI video generation	Paid	<a href="#">↗</a>
	<b>Submagic</b>	AI captions + b-roll	Paid	<a href="#">↗</a>







## Web & Design

5 free · 2 paid

	<b>Canva</b>	Graphics, thumbnails, templates	Free	<a href="#">↗</a>
	<b>Carrd</b>	One-page sites (cheap)	Free	<a href="#">↗</a>
	<b>Figma</b>	UI/graphic design	Free	<a href="#">↗</a>
	<b>Framer</b>	AI website builder	Free	<a href="#">↗</a>
	<b>Webflow</b>	Visual website builder	Free	<a href="#">↗</a>
	<b>Durable</b>	AI site for local business	Paid	<a href="#">↗</a>
	<b>Relume</b>	AI sitemaps + components	Paid	<a href="#">↗</a>





## AI Assistants

5 free · 1 paid

	<b>ChatGPT</b>	Writing, ideation, prompts, drafts	Free	<a href="#">↗</a>
	<b>Claude</b>	Long docs, reasoning, coding, agents	Free	<a href="#">↗</a>
	<b>Google Gemini</b>	Google-integrated AI	Free	<a href="#">↗</a>
	<b>Perplexity</b>	AI research with live sources	Free	<a href="#">↗</a>
	<b>Poe</b>	Many AI models in one app	Free	<a href="#">↗</a>
	<b>Grok</b>	X-integrated AI	Paid	<a href="#">↗</a>





## Productivity

4 free · 0 paid

	<b>Calendly</b>	Booking / scheduling calls	Free	<a href="#">↗</a>
	<b>Google Sheets</b>	Trackers + light CRM	Free	<a href="#">↗</a>
	<b>Loom</b>	Screen-record pitches/looms	Free	<a href="#">↗</a>
	<b>Notion</b>	Docs, dashboards, templates	Free	<a href="#">↗</a>

## Payments & Finance

3 free · 1 paid

	<b>PayPal</b>	Invoices + payments	Free	<a href="#">↗</a>
	<b>Stripe</b>	Accept payments	Free	<a href="#">↗</a>
	<b>Wise</b>	Low-fee global payments	Free	<a href="#">↗</a>
	<b>QuickBooks</b>	Bookkeeping / 1099 taxes	Paid	<a href="#">↗</a>

### Money tip

Stack the **free** tools first. Only pay once a tool is directly making or saving you money.

---

## TABLE OF CONTENTS

- |    |                                    |    |  |
|----|------------------------------------|----|--|
| 01 | Who This Guide Is For              | 02 | Business Snapshot                        |
| 03 | Problem This Business Solves       | 04 | Who Pays For It                          |
| 05 | The Offer That Actually Sells      | 06 | Startup Cost — Real Breakdown            |
| 07 | Skill Requirements                 | 08 | Step-by-Step Launch Plan                 |
| 09 | First 7 Days                       | 10 | First 30 Days                            |
| 11 | Insider Secrets & Shortcuts        | 12 | How To Find Your First Customers         |
| 13 | Copy/Paste Outreach Script         | 14 | Pricing Model                            |
| 15 | Upsell Ideas                       | 16 | Risks / Legal / Compliance               |
| 17 | Source Notes                       | 18 | Resources, Certifications & Direct Links |
| 19 | Tool Stack — Organized by Category |    |  |

## THE JOBHACKI ARSENAL

# This guide is 1% of what members get

The community unlocks the tools that do the heavy lifting for you:



### OmniCut

Upload any video — get back a timestamped, cut-by-cut edit blueprint: hooks, vocal cues, effects and animation calls, all mapped to the viral frameworks behind our own content. You (or your AI editor) just follow the map.



### JobHacki Resume Builder

Our exact one-page, recruiter-tested template — auto-built from your LinkedIn in minutes, exported as an editable doc + PDF.



### JobHacki Readiness Simulator

Paste any job link. Get tested on what the role actually requires, see your readiness score, and get the fastest study path to close the gaps.




### Atlas Directory

Every guide and career path we publish — refreshed by 24/7 AI researchers so you never act on stale info.

[Join the JobHacki Community →](#)

Join free today — founding-member pricing locks in before the tools go paid.

## WHAT EACH TOOL ACTUALLY DOES



### OmniCut

OmniCut watches your entire video the way an elite editor would — every frame, the full transcript, your offer and what you're actually selling — then runs it through the viral frameworks behind our own content. What you get back is a timestamped editing score: your video chopped into 10-second sequences, each with exact vocal cues, audio cues, effect calls and animation directions. Copy a sequence, paste it into Gemini Omni, and generate that cut — then the next, then the next, until the whole edit is done. Runs as a custom GPT inside ChatGPT (you'll need a ChatGPT account), purpose-built for Gemini Omni video editing the day it drops.



### JobHacki Resume Builder

Drop in your LinkedIn (or paste your experience) and it rebuilds everything into the exact one-page format we use: tight summary line, education with the details recruiters scan for, metric-driven experience bullets, and the 10-category skills stack that beats ATS keyword filters. Out comes a polished PDF plus a fully editable doc — change any line later without starting over. Single-industry and multi-industry versions included.



### JobHacki Readiness Simulator

Paste a real job posting link. The simulator breaks down what that role actually demands — skills, tools, terminology, scenarios — and tests you on it: multiple choice, written answers, even voice roleplay for interviews and sales calls. You get a Readiness Score out of 100 across skill match, tool match, communication and interview readiness, plus the exact study plan to close your gaps — linked straight to the guides, certs and resources that fix them.



### Atlas Directory

The full living library: 100+ grounded, step-by-step playbooks across AI businesses, careers, trades, healthcare paths and side income — every one built from people who actually did it, never theory. Our AI researchers monitor hundreds of creators and sources around the clock, so tools, pay data and methods stay current. Search it, filter it, read online or download any guide as a PDF.

---

   [jobhacki.com](https://jobhacki.com)

**Created by JobHacki** · @jobhacki · JobHacki Community · Version 2026

Income figures in this guide are source-reported or estimates from real creators and practitioners — not guarantees. Income depends on location, skill, speed, and demand. Verify pay rates and offers before applying or buying.