



⚡ Grounded in 10+ sources

Digital Products: The Real Playbook for 2026

A step-by-step, evidence-backed guide to launching and selling digital products—covering the exact frameworks, tools, and shortcuts top creators use (with real numbers and mistakes to avoid).

📌 Updated for 2026

📄 **\$7,200/mo** Source-reported example: Claude + digital products (see @NadzuAI, 2024)

📢 @jobhacki · JobHacki Community



Start Fast

Clear first steps you can take this week.



Real Sources

Built from people who actually did it.



Honest Numbers

Source-reported pay, costs, and risks.

[Get the Full Guide Vault →](#)

🔒 Includes checklists, scripts & source-backed insights

YOU WILL LEARN

- ✓ Who This Guide Is For
- ✓ Problem This Business Solves
- ✓ The Offer That Actually Sells
- ✓ Business Snapshot
- ✓ Who Pays For It
- ✓ Startup Cost — Real Breakdown

Who This Guide Is For

This guide is for operators, creators, and side hustlers who want to launch and sell digital products—courses, templates, AI assets, or info packs—without a big audience, coding, or upfront capital. If you want to build a real digital product business (not just a side gig) and want the actual tools, frameworks, and mistakes to avoid, this is for you.

▶ MODULE 02

Business Snapshot

\$0–\$200

Startup cost (domain, hosting, tools)

\$7,200/mo

Source-reported: Claude + digital products (see @NadzuAI)

7 days

Fastest launch (Launch Magnet Method, see transcript)

80–95%

Typical profit margin (digital, no inventory/shipping)

2–21 sales

Real launch result after fixing sales flow (see 'Shawn' case)

▶ MODULE 03

Problem This Business Solves

Digital products solve the problem of scale for creators and experts: you can package your knowledge, skills, or assets once and sell them unlimited times, with no shipping or inventory.

For buyers, they get instant access to solutions—templates, guides, courses, or tools—without waiting or recurring costs.

▶ **MODULE 04**

Who Pays For It

Customers are typically individuals or small businesses seeking shortcuts, education, or assets: solopreneurs, freelancers, job seekers, marketers, or hobbyists. Most purchases are impulse or pain-point driven—people want a fast solution to a specific problem (e.g., onboarding templates, AI video assets, niche guides).

▶ **MODULE 05**

The Offer That Actually Sells

The highest-converting digital products are hyper-specific, outcome-driven, and frictionless to buy. Example: 'Client Onboarding Template Pack for Freelancers' or 'AI-Generated UGC Ad Videos for TikTok Shop Sellers.' Offers that include ready-to-use assets, scripts, or frameworks (not just theory) outsell generic eBooks or courses.

Bundling: Many top sellers include templates, scripts, and a short video walkthrough. See the 'Launch Magnet Method'—one clear offer, one clear action, no distractions (transcript: How to Launch a Digital Product and Get Paying Customers in 7 Days).

▶ **MODULE 06**

Startup Cost — Real Breakdown

Item	Low	High	Notes
Domain + Hosting	\$30	\$100	Webspace Kit or Hostinger (WL10 code = 10% off)
Website Template	\$0	\$50	Astra theme + Elementor (free/paid)
Design Tool	\$0	\$15/mo	Canva free or Pro
AI Asset Tools	\$0	\$50	Optional: Arcads, Upscal, Sora
Marketplace Fees	0%	10–20%	If using Gumroad, Etsy, etc.
Total	\$30	\$200	Typical range for first launch

► MODULE 07

Skill Requirements

Skill	Needed?	How to Get It
Basic web setup	Yes	Follow step-by-step (see 'How to Build and Sell Digital Products Online in 2026')
Simple design	Optional	Use Canva templates or AI tools
Copywriting	Helpful	Use frameworks/templates (see 'Launch Magnet Method')
AI tools	Optional	Arcads for video, Upscal for images
Email automation	Optional	ConvertKit, MailerLite, or HighLevel

Step-by-Step Launch Plan

- 1 Pick a niche pain point (e.g., onboarding, UGC ads, AI prompts).
- 2 Validate with a simple offer post (X/Twitter, LinkedIn, or email list).
- 3 Set up your website: register domain (Webspace Kit/Hostinger), install WordPress, Astra theme, and Elementor.
- 4 Import a starter template (e-commerce or sales page).
- 5 Create your digital product: use Canva for eBooks/templates, Arcads for AI video, Upscal for image upscaling.
- 6 Upload your product to your site or a marketplace (Gumroad, Etsy, Beacons.ai).
- 7 Set up a single, clear sales page with one call to action (see 'Launch Magnet Method').
- 8 Automate follow-up: abandoned cart emails, onboarding sequence.
- 9 Promote via YouTube/email (see 'The Marketing Strategy That's CRUSHED It for 10 Years').

First 7 Days

- 1 Day 1: Pick your niche and product idea (use X/Twitter prompt: 'Help me convert my skill in [skill] into simple digital products I can sell online.').
- 2 Day 2: Validate interest—post a poll or pre-sale offer to your audience (even if small).
- 3 Day 3: Register domain + hosting (Webspace Kit or Hostinger, use WL10 for 10% off).

- 4 Day 4: Import a website template and customize with your branding.
- 5 Day 5: Create product assets (Canva for eBooks, Arcads for AI video, Upscal for image quality).
- 6 Day 6: Build a single-offer sales page (headline, subheadline, preview, testimonials, CTA).
- 7 Day 7: Set up payment (Stripe, PayPal, Gumroad) and launch to your audience.

▶ **MODULE 10**

First 30 Days

- 1 Collect feedback from first buyers—improve product and page clarity.
- 2 Automate follow-up: set up abandoned cart and onboarding email sequences.
- 3 Test different price points (see 'Pricing Model' below).
- 4 Post 1–2 YouTube tutorials answering real search queries (see 'The Marketing Strategy That's CRUSHED It for 10 Years').
- 5 Reach out to micro-influencers or niche communities for partnerships.
- 6 Add upsells or bundles (e.g., templates + video walkthrough).
- 7 Track sales and optimize your checkout flow to remove friction.

▶ **MODULE 11**

Insider Secrets & Shortcuts

- 1 Use the 'Launch Magnet Method' (from 'How to Launch a Digital Product and Get Paying

Customers in 7 Days'): One clear offer, one clear action, no distractions. Shawn's case: [jobhacki.com](https://www.jobhacki.com) · [@jobhacki](https://www.instagram.com/jobhacki) [@](#) [f](#) [v](#)

fixing a cluttered sales page (6 CTAs) to a single CTA increased sales from 2 to 21 with the same audience.

- 2 Automate follow-up: Most sellers lose sales by not having an abandoned cart or follow-up sequence. Even a single reminder email can recover 10–20% of lost sales (see transcript).
- 3 For AI video products, Arcads lets you create realistic AI influencers and unboxing videos for under \$10 per video—no physical product needed. Use the 'OmniHuman 1.5' model for the most realistic results.
- 4 Upscale images for print/digital products using Upscal (desktop app) to avoid pixelation—critical for wall art or templates (see 'How to Build and Sell Digital Products Online in 2026').
- 5 If you have no audience, leverage marketplaces like Gumroad, Etsy, or Beacons.ai, but factor in their 10–20% fees. For full control, use your own site with Stripe/PayPal.
- 6 YouTube + email is the highest-leverage marketing channel for digital products (see 'The Marketing Strategy That's CRUSHED It for 10 Years'). Ali Abdaal, Dan Koe, and Cody Sanchez all use this combo for compounding sales.

▶ MODULE 12

How To Find Your First Customers

- 1 Post a teaser or pre-sale offer on your personal X/Twitter, LinkedIn, or Instagram—even with a small audience.
- 2 Join 2–3 niche Facebook groups or Discords and answer questions with value, then DM those who engage.
- 3 List your product on Gumroad, Etsy, or Beacons.ai for organic discovery.
- 4 Create a YouTube tutorial that solves a real problem and links to your product.

- 5 Reach out to micro-influencers or newsletter owners in your niche for a revenue-share promo.

▶ MODULE 13

Copy/Paste Outreach Script

▶ MODULE 14

Pricing Model

Model	Typical Range	Notes
One-time sale	\$9–\$99	Most common for templates, guides, AI assets
Tiered pricing	\$19/\$49/\$99	Bundle more value at higher tiers (e.g., templates + video + scripts)
Subscription	\$10–\$30/mo	For ongoing asset packs or updates
Marketplace	Set by platform	Gumroad/Etsy may suggest price bands

▶ MODULE 15

Upsell Ideas

- 1 Add a video walkthrough or mini-course to your template/product.
- 2 Bundle multiple products (e.g., template pack + AI video asset).

- 3 Offer a consulting call or implementation session as a premium upsell.

- 4 Create a subscription for monthly new templates or updates.

▶ **MODULE 16**

Risks / Legal / Compliance

Red Flags & Pitfalls

Do not use copyrighted images, fonts, or assets in your products—always use commercial-use or original content. For AI-generated assets, check the tool's terms (e.g., Arcads, Sora) for commercial rights. If selling to EU/UK, you may need to comply with VAT rules. Always provide clear refund and support policies on your sales page. Marketplaces like Gumroad/Etsy may freeze funds if you violate their terms.

▶ **MODULE 17**

Source Notes

"When Shawn rebuilt his system with this proper flow in place, he went from two sales to 21 sales with the same audience, same product, same price, just a different path."

— **How to Launch a Digital Product and Get Paying Customers in 7 Days**

[1] 'How to Launch a Digital Product and Get Paying Customers in 7 Days' (YouTube transcript)

[2] 'How to Build and Sell Digital Products Online in 2026' (YouTube transcript)

[3] 'DO THIS to Make AI UGC Ads with AI Influencers to Get RICH in 2026' (YouTube transcript)

[4] 'The Marketing Strategy That's CRUSHED It for 10 Years' (YouTube transcript)

[5] 'These 10 AI Agents Will Make You \$1M With Zero Employees' (YouTube transcript)

[6] X posts: @NadzuAI, @techguyumar, @malagojr, @samgrows

[7] Product offers: Claude + Instagram \$6,137/month digital products, CASH GLITCH method, etc.

▶ RESOURCE GUIDE

Resources, Certifications & Direct Links

Tap straight into search results, certification training, and paid apprenticeships for this path.

🔍 DIRECT SEARCH LINKS

Google Trends — demand

is it growing? ↗

Reddit — unfiltered reality

real talk ↗

YouTube — free how-tos

walkthroughs ↗

Upwork — who's paying now

live demand ↗

Google — competitor pricing

what to charge ↗

Hack

Set a saved-search alert on **Indeed** + **LinkedIn** for this exact term — new roles hit your inbox before they're crowded.











▶ TOOL GUIDE

Tool Stack — Organized by Category

Every tool for this path, grouped by category. Free tools first, paid last. Tap any logo to open it.









Selling & Monetization

6 free · 4 paid

	Beehiiv	Newsletter + monetization	Free	↗
	Gumroad	Sell digital products	Free	↗
	Lemon Squeezy	Sell software/digital (handles tax)	Free	↗
	Substack	Paid newsletters	Free	↗
	Teachable	Host and sell courses	Free	↗
	Whop	Sell access, communities, products	Free	↗
	Kajabi	All-in-one course/membership	Paid	↗
	Shopify	Ecommerce store	Paid	↗
	Skool	Paid communities + courses	Paid	↗
	Stan Store	Link-in-bio storefront	Paid	↗








Content & Video

6 free · 2 paid

	CapCut	Short-form video editing	Free	↗
	CapCut Commerce	UGC ad templates	Free	↗
	Descript	Edit video by editing text	Free	↗
	ElevenLabs	AI voiceover	Free	↗
	HeyGen	AI avatar / UGC video	Free	↗
	OpusClip	AI long-to-short clipping	Free	↗
	Runway	AI video generation	Paid	↗
	Submagic	AI captions + b-roll	Paid	↗







Web & Design

5 free · 2 paid

	Canva	Graphics, thumbnails, templates	Free	↗
	Carrd	One-page sites (cheap)	Free	↗
	Figma	UI/graphic design	Free	↗
	Framer	AI website builder	Free	↗
	Webflow	Visual website builder	Free	↗
	Durable	AI site for local business	Paid	↗
	Relume	AI sitemaps + components	Paid	↗





AI Assistants

5 free · 1 paid

	ChatGPT	Writing, ideation, prompts, drafts	Free	↗
	Claude	Long docs, reasoning, coding, agents	Free	↗
	Google Gemini	Google-integrated AI	Free	↗
	Perplexity	AI research with live sources	Free	↗
	Poe	Many AI models in one app	Free	↗
	Grok	X-integrated AI	Paid	↗





Productivity

4 free · 0 paid

-  **Calendly** Booking / scheduling calls Free [↗](#)
-  **Google Sheets** Trackers + light CRM Free [↗](#)
-  **Loom** Screen-record pitches/looms Free [↗](#)
-  **Notion** Docs, dashboards, templates Free [↗](#)

Payments & Finance

3 free · 1 paid

-  **PayPal** Invoices + payments Free [↗](#)
-  **Stripe** Accept payments Free [↗](#)
-  **Wise** Low-fee global payments Free [↗](#)
-  **QuickBooks** Bookkeeping / 1099 taxes Paid [↗](#)

Money tip

Stack the **free** tools first. Only pay once a tool is directly making or saving you money.

TABLE OF CONTENTS

- | | | | |
|----|------------------------------------|----|--|
| 01 | Who This Guide Is For | 02 | Business Snapshot |
| 03 | Problem This Business Solves | 04 | Who Pays For It |
| 05 | The Offer That Actually Sells | 06 | Startup Cost — Real Breakdown |
| 07 | Skill Requirements | 08 | Step-by-Step Launch Plan |
| 09 | First 7 Days | 10 | First 30 Days |
| 11 | Insider Secrets & Shortcuts | 12 | How To Find Your First Customers |
| 13 | Copy/Paste Outreach Script | 14 | Pricing Model |
| 15 | Upsell Ideas | 16 | Risks / Legal / Compliance |
| 17 | Source Notes | 18 | Resources, Certifications & Direct Links |
| 19 | Tool Stack — Organized by Category | | |

THE JOBHACKI ARSENAL

This guide is 1% of what members get

The community unlocks the tools that do the heavy lifting for you:



OmniCut

Upload any video — get back a timestamped, cut-by-cut edit blueprint: hooks, vocal cues, effects and animation calls, all mapped to the viral frameworks behind our own content. You (or your AI editor) just follow the map.



JobHacki Resume Builder

Our exact one-page, recruiter-tested template — auto-built from your LinkedIn in minutes, exported as an editable doc + PDF.



JobHacki Readiness Simulator

Paste any job link. Get tested on what the role actually requires, see your readiness score, and get the fastest study path to close the gaps.



Atlas Directory

Every guide and career path we publish — refreshed by 24/7 AI researchers so you never act on stale info.

[Join the JobHacki Community →](#)

Join free today — founding-member pricing locks in before the tools go paid.

WHAT EACH TOOL ACTUALLY DOES



OmniCut

OmniCut watches your entire video the way an elite editor would — every frame, the full transcript, your offer and what you're actually selling — then runs it through the viral frameworks behind our own content. What you get back is a timestamped editing score: your video chopped into 10-second sequences, each with exact vocal cues, audio cues, effect calls and animation directions. Copy a sequence, paste it into Gemini Omni, and generate that cut — then the next, then the next, until the whole edit is done. Runs as a custom GPT inside ChatGPT (you'll need a ChatGPT account), purpose-built for Gemini Omni video editing the day it drops.



JobHacki Resume Builder

Drop in your LinkedIn (or paste your experience) and it rebuilds everything into the exact one-page format we use: tight summary line, education with the details recruiters scan for, metric-driven experience bullets, and the 10-category skills stack that beats ATS keyword filters. Out comes a polished PDF plus a fully editable doc — change any line later without starting over. Single-industry and multi-industry versions included.



JobHacki Readiness Simulator

Paste a real job posting link. The simulator breaks down what that role actually demands — skills, tools, terminology, scenarios — and tests you on it: multiple choice, written answers, even voice roleplay for interviews and sales calls. You get a Readiness Score out of 100 across skill match, tool match, communication and interview readiness, plus the exact study plan to close your gaps — linked straight to the guides, certs and resources that fix them.



Atlas Directory

The full living library: 100+ grounded, step-by-step playbooks across AI businesses, careers, trades, healthcare paths and side income — every one built from people who actually did it, never theory. Our AI researchers monitor hundreds of creators and sources around the clock, so tools, pay data and methods stay current. Search it, filter it, read online or download any guide as a PDF.

   jobhacki.com

Created by JobHacki · @jobhacki · JobHacki Community · Version 2026

Income figures in this guide are source-reported or estimates from real creators and practitioners — not guarantees. Income depends on location, skill, speed, and demand. Verify pay rates and offers before applying or buying.