



⚡ Grounded in 10+ real creator sources

AI Workflow Automation

A step-by-step, no-fluff guide to launching a real AI workflow automation business—using proven tools, templates, and insider tactics from top creators. No coding background required.

📌 Updated for 2026

💰 \$2,000–\$10,000+/mo Typical client project fee (source-reported, varies by complexity)

📢 @jobhacki · JobHacki Community



Start Fast

Clear first steps you can take this week.



Real Sources

Built from people who actually did it.



Honest Numbers

Source-reported pay, costs, and risks.

[Get the Full Guide Vault →](#)

🔒 Includes checklists, scripts & source-backed insights

YOU WILL LEARN

- Who This Guide Is For
- Problem This Business Solves
- The Offer That Actually Sells
- Business Snapshot
- Who Pays For It
- Startup Cost — Real Breakdown

▶ **MODULE 01**

Who This Guide Is For

Operators, consultants, and freelancers looking to sell workflow automation services to businesses. You do NOT need to be a developer—real creators use no-code tools like n8n, Nitn, and Cloud CoWork. This guide is for those who want to deliver automation projects for clients, not job seekers or agency builders.

▶ MODULE 02

Business Snapshot

\$2,000–\$10,000+
per project

Typical client fee for a custom automation
(source: creator demos, see below)

\$0–\$300

Startup cost (n8n self-hosted = free, Nitn/Cloud CoWork/Key AI = \$20–\$99/mo per tool, can start on free trials)

1–4 weeks

Time to first client project (with templates and outreach)

100+ plug-and-play templates

Available for n8n/Nitn (see @damianplayer, Webspaces Kit, creator links)

▶ MODULE 03

Problem This Business Solves

Most businesses waste time on repetitive manual tasks—data entry, lead scraping, video creation, post-call analysis, social media posting. AI workflow automation replaces these with always-on, error-free automations that save time, cut costs, and unlock new capabilities (like AI video or deep personalization) that would be impossible manually.

Who Pays For It

Typical buyers are SMB owners, marketing teams, sales ops, real estate agents, e-commerce brands, and agencies. Many pay for one-off workflow builds (\$2K–\$10K), ongoing maintenance retainers (\$300–\$2,000/mo), or packaged automation templates. Decision-makers are usually founders, heads of ops, or marketing managers.

The Offer That Actually Sells

The most in-demand offers are: 1) Done-for-you automations (e.g., 'Turn your Google Sheets into a lead-gen engine with AI'), 2) Custom workflow builds (e.g., 'Automate your post-call analysis and reporting'), 3) Plug-and-play workflow templates (delivered as JSON files), and 4) Ongoing support/maintenance. Real creators charge \$2K–\$10K per workflow, with upsells for support or extra integrations.

Startup Cost — Real Breakdown

Item	Cost	Notes
n8n self-hosted	Free	Open source, unlimited workflows (hosting: \$0–\$20/mo on Webspaces Kit)
Nitn.io	Free 14-day trial, then \$20–\$99/mo	No credit card needed for trial
Cloud CoWork	\$20/mo (Pro plan required)	Needed for scheduled automations
Key AI	Free trial, then \$20–\$99/mo	For video/image workflows
Botato	Free–\$30/mo	Social media automation
API keys (OpenAI, Appify, etc.)	Pay-as-you-go	Most require card on file, usage-based
Domain/email	\$12–\$30/year	For client-facing communication

▶ MODULE 07

Skill Requirements

Skill	Level Needed	How to Learn
Workflow builder (n8n/Nitn)	Beginner–Intermediate	Follow video templates, copy/paste JSON, use free templates
API key setup	Beginner	Copy from docs, paste into tool (see creator demos)
Client communication	Intermediate	Email, Loom walkthroughs, onboarding calls
Basic troubleshooting	Beginner	Test nodes, use platform logs, follow step-by-step guides
Security/compliance	Beginner	Follow best practices (see 'Risks' below)

▶ MODULE 08

Step-by-Step Launch Plan

- 1 Pick your platform: n8n (free, open source), Nitn.io (no-code, 14-day trial), or Cloud CoWork (Mac/Win, \$20/mo).
- 2 Sign up and set up your workspace (see Nitn.io or n8n onboarding).
- 3 Import a proven workflow template (Webspace Kit, @damianplayer's 200+ n8n templates, or free JSONs from YouTube creators).
- 4 Connect required APIs (OpenAI, Key AI, Appify, Google Sheets, etc.) using your own or client keys.
- 5 Test the workflow end-to-end with sample data (use 'pin data' in n8n for fast testing).
- 6 Record a Loom video or write a simple walkthrough doc for handover.

- 7 Package the workflow as a JSON file or set up in the client's instance (see 'Insider Secrets').
- 8 Start outreach to target clients (see script below).

▶ **MODULE 09**

First 7 Days

- 1 Set up your n8n/Nitn/Cloud CoWork account and workspace.
- 2 Import and test at least 2 workflow templates (e.g., AI video generator, lead scraper, post-call analyzer).
- 3 Set up API keys for OpenAI, Key AI, Appify, Google Sheets (follow creator video step-by-step).
- 4 Document your process (screenshots, Loom, step checklist).
- 5 Identify 10–20 target businesses (local agencies, realtors, ecom, etc.).
- 6 Send first round of outreach using the script below.

▶ **MODULE 10**

First 30 Days

- 1 Deliver your first client workflow (using a template or custom build).
- 2 Collect feedback and iterate (offer 1–2 quick tweaks as a bonus).
- 3 Package and deliver workflow as JSON file or set up in client's workspace (see 'Insider Secrets').
- 4 Ask for a testimonial or referral if satisfied.

- 5 Build a small portfolio of 2–3 real automations (screenshots, short Looms).
- 6 Test upsells: offer ongoing support, extra workflows, or training.
- 7 Join automation communities (Reddit, Skool, Twitter) to share wins and learn from others.

▶ **MODULE 11**

Insider Secrets & Shortcuts

- 1 Import plug-and-play workflow templates from Webspaces Kit or @damianplayer's 200+ n8n JSONs—skip building from scratch.
- 2 When using Nitn or n8n, paste the full curl command from OpenAI docs into the HTTP node, but delete any trailing slash to avoid import errors (source: Sora2/veo 3.1 creator).
- 3 For Google Sheets automations, always use a 'filter' node to avoid duplicate actions (e.g., only trigger on 'lead status = not called').
- 4 Hand off workflows as JSON files + a Loom walkthrough—creators routinely charge \$2K–\$10K for this simple deliverable (see 'How to Actually Deliver AI Projects').
- 5 If using Cloud CoWork, connect tools via MCP connectors for persistent project memory—lets you automate multi-step flows (e.g., Drive → Key AI → Botato for social posting).
- 6 For security, never store API keys in plain text; use credential managers built into n8n/Nitn. Credentials are encrypted at rest and only decrypted in memory (see 'How to Actually Deliver AI Projects').

▶ **MODULE 12**

How To Find Your First Customers

Start with your existing network—agencies, freelancers, small business owners. Offer to automate a single workflow for a flat fee. Post a Loom demo on LinkedIn/Twitter showing a real automation (e.g., 'Turn Google Maps into 100+ leads in 5 minutes'). Join automation and AI groups (Reddit, Skool, Twitter) and offer a free audit or teardown. Search Upwork/Fiverr for 'n8n', 'workflow automation', or 'Zapier migration' gigs—many clients are looking for help moving from Zapier to n8n/Nitn.

▶ **MODULE 13**

Copy/Paste Outreach Script

▶ **MODULE 14**

Pricing Model

Service	Typical Fee	Notes
One-off workflow build	\$2,000– \$10,000	Depends on complexity, integrations, and handover
Template delivery (JSON + Loom)	\$500–\$2,000	Plug-and-play for client
Ongoing support/maintenance	\$300– \$2,000/mo	Bug fixes, tweaks, API updates
Training/consulting	\$100–\$300/hr	Optional add-on

▶ **MODULE 15**

Upsell Ideas

- 1 Ongoing support retainers (monthly fee for updates and troubleshooting)
- 2 Additional workflow builds (e.g., add AI video, lead gen, or reporting automations)
- 3 Team training (live or recorded sessions on using/maintaining workflows)
- 4 Custom dashboard/reporting integrations (Google Data Studio, Slack alerts)

▶ MODULE 16

Risks / Legal / Compliance

Red Flags & Compliance

You CANNOT resell n8n/Nitn as your own SaaS product without a commercial license—always deliver workflows for the client's internal use or as a service. Never store client API keys in plain text—use the platform's credential manager. For GDPR or sensitive data, ensure webhooks are HTTPS and use signature validation where possible. If delivering to EU clients, clarify data residency and compliance. Always check the platform's license terms before offering workflow hosting.

▶ MODULE 17

Source Notes

"I basically just charge for the JSON file and then I would give that to them as well as a Loom setup guide of how it works... This is basically the Zapier model where every client has their own seat and you're the builder."

— [How to Actually Deliver AI Projects \(APIs, Hosting & Handover Explained\)](#)

- [1] Sora2 and Veo 3.1 - EASIEST Way to Automate AI Video Creation with n8n for beginners

- [2] Claude Cowork | Instagram Reels on Autopilot — Turn Photos into Cinematic Reels

- [3] How to Create High Quality Viral Videos Automatically 🤖 with AI (n8n Template)

- [4] How to Convert Any Image Into Ghibli Style Video Using AI (FREE n8n Template)

- [5] How to Automate Post-Call Analysis for Your AI Voice Agent | Retell AI + n8n

- [6] Automate Outbound Calls with Retell AI + n8n + Google Sheets (Step-by-Step)

- [7] I Deep-Personalized 1000+ Cold Emails Using THIS AI System (FREE TEMPLATE)

- [8] How I Extracted 100+ Leads from Google Maps Using AI Agent | n8n Workflow

- [9] How to Build a Multi-Agent Research System with n8n (Step-by-Step Guide)

- [10] How to Actually Deliver AI Projects (APIs, Hosting & Handover Explained)

- [11] X posts: @damianplayer, @JulianGoldieSEO, @NoahEpstein_

▶ RESOURCE GUIDE

Resources, Certifications & Direct Links

Tap straight into search results, certification training, and paid apprenticeships for this path.

🔍 DIRECT SEARCH LINKS

Google Trends — demand

is it growing? ↗

Reddit — unfiltered reality

real talk ↗

YouTube — free how-tos

walkthroughs ↗

Upwork — who's paying now

live demand ↗

jobhacker.com | @jobhacker
Google — competitor pricing

what to charge @ ↗

Hack

Set a saved-search alert on **Indeed** + **LinkedIn** for this exact term — new roles hit your inbox before they're crowded.







▶ TOOL GUIDE

Tool Stack — Organized by Category

Every tool for this path, grouped by category. Free tools first, paid last. Tap any logo to open it.







AI Assistants

5 free · 1 paid

	ChatGPT	Writing, ideation, prompts, drafts	Free	↗
	Claude	Long docs, reasoning, coding, agents	Free	↗
	Google Gemini	Google-integrated AI	Free	↗
	Perplexity	AI research with live sources	Free	↗
	Poe	Many AI models in one app	Free	↗
	Grok	X-integrated AI	Paid	↗








AI Builders & Agents

6 free · 0 paid

 Bolt	AI full-stack app builder	Free	↗
 Cursor	AI code editor	Free	↗
 Lovable	Prompt-to-app builder	Free	↗
 Replit	Build + host apps with AI	Free	↗
 v0 by Vercel	AI UI/component generator	Free	↗
 Windsurf	Agentic AI IDE	Free	↗








Automation & No-Code

7 free · 0 paid

 Airtable	Database / CRM / trackers	Free	↗
 Bubble	No-code web apps	Free	↗
 Glide	Apps from spreadsheets	Free	↗
 Make	Visual automation / scenarios	Free	↗
 n8n	Open-source workflow automation	Free	↗
 Softr	No-code apps/portals on Airtable	Free	↗
 Zapier	App-to-app automation	Free	↗




Outreach & Sales








2 free · 5 paid

	Apollo	B2B lead database + outreach	Free	↗
	Hunter	Find + verify emails	Free	↗
	Clay	AI lead enrichment + lists	Paid	↗
	Instantly	Cold email sending + warmup	Paid	↗
	Lemlist	Personalized cold outreach	Paid	↗
	LinkedIn Sales Navigator	Prospecting on LinkedIn	Paid	↗
	Smartlead	Cold email at scale	Paid	↗

CRM











1 free · 2 paid

	HubSpot CRM	Free CRM + pipeline	Free	↗
	Close	CRM built for calling	Paid	↗
	Pipedrive	Sales pipeline CRM	Paid	↗

	Canva	Graphics, thumbnails, templates	Free	↗
	Carrd	One-page sites (cheap)	Free	↗
	Figma	UI/graphic design	Free	↗
	Framer	AI website builder	Free	↗
	Webflow	Visual website builder	Free	↗
	Durable	AI site for local business	Paid	↗
	Relume	AI sitemaps + components	Paid	↗

Selling & Monetization

6 free · 4 paid

	Beehiiv	Newsletter + monetization	Free	↗
	Gumroad	Sell digital products	Free	↗
	Lemon Squeezy	Sell software/digital (handles tax)	Free	↗
	Substack	Paid newsletters	Free	↗
	Teachable	Host and sell courses	Free	↗
	Whop	Sell access, communities, products	Free	↗
	Kajabi	All-in-one course/membership	Paid	↗
	Shopify	Ecommerce store	Paid	↗
	Skool	Paid communities + courses	Paid	↗
	Stan Store	Link-in-bio storefront	Paid	↗

Money tip

Stack the **free** tools first. Only pay once a tool is directly making or saving you money.

TABLE OF CONTENTS

- | | | | |
|----|------------------------------------|----|--|
| 01 | Who This Guide Is For | 02 | Business Snapshot |
| 03 | Problem This Business Solves | 04 | Who Pays For It |
| 05 | The Offer That Actually Sells | 06 | Startup Cost — Real Breakdown |
| 07 | Skill Requirements | 08 | Step-by-Step Launch Plan |
| 09 | First 7 Days | 10 | First 30 Days |
| 11 | Insider Secrets & Shortcuts | 12 | How To Find Your First Customers |
| 13 | Copy/Paste Outreach Script | 14 | Pricing Model |
| 15 | Upsell Ideas | 16 | Risks / Legal / Compliance |
| 17 | Source Notes | 18 | Resources, Certifications & Direct Links |
| 19 | Tool Stack — Organized by Category | | |

THE JOBHACKI ARSENAL

This guide is 1% of what members get

The community unlocks the tools that do the heavy lifting for you:



OmniCut

Upload any video — get back a timestamped, cut-by-cut edit blueprint: hooks, vocal cues, effects and animation calls, all mapped to the viral frameworks behind our own content. You (or your AI editor) just follow the map.



JobHacki Resume Builder

Our exact one-page, recruiter-tested template — auto-built from your LinkedIn in minutes, exported as an editable doc + PDF.



JobHacki Readiness Simulator

Paste any job link. Get tested on what the role actually requires, see your readiness score, and get the fastest study path to close the gaps.




Atlas Directory

Every guide and career path we publish — refreshed by 24/7 AI researchers so you never act on stale info.

[Join the JobHacki Community →](#)

Join free today — founding-member pricing locks in before the tools go paid.

WHAT EACH TOOL ACTUALLY DOES



OmniCut

OmniCut watches your entire video the way an elite editor would — every frame, the full transcript, your offer and what you're actually selling — then runs it through the viral frameworks behind our own content. What you get back is a timestamped editing score: your video chopped into 10-second sequences, each with exact vocal cues, audio cues, effect calls and animation directions. Copy a sequence, paste it into Gemini Omni, and generate that cut — then the next, then the next, until the whole edit is done. Runs as a custom GPT inside ChatGPT (you'll need a ChatGPT account), purpose-built for Gemini Omni video editing the day it drops.



JobHacki Resume Builder

Drop in your LinkedIn (or paste your experience) and it rebuilds everything into the exact one-page format we use: tight summary line, education with the details recruiters scan for, metric-driven experience bullets, and the 10-category skills stack that beats ATS keyword filters. Out comes a polished PDF plus a fully editable doc — change any line later without starting over. Single-industry and multi-industry versions included.



JobHacki Readiness Simulator

Paste a real job posting link. The simulator breaks down what that role actually demands — skills, tools, terminology, scenarios — and tests you on it: multiple choice, written answers, even voice roleplay for interviews and sales calls. You get a Readiness Score out of 100 across skill match, tool match, communication and interview readiness, plus the exact study plan to close your gaps — linked straight to the guides, certs and resources that fix them.



Atlas Directory

The full living library: 100+ grounded, step-by-step playbooks across AI businesses, careers, trades, healthcare paths and side income — every one built from people who actually did it, never theory. Our AI researchers monitor hundreds of creators and sources around the clock, so tools, pay data and methods stay current. Search it, filter it, read online or download any guide as a PDF.

   jobhacki.com

Created by JobHacki · @jobhacki · JobHacki Community · Version 2026

Income figures in this guide are source-reported or estimates from real creators and practitioners — not guarantees. Income depends on location, skill, speed, and demand. Verify pay rates and offers before applying or buying.