



⚡ Grounded in 10+ creator sources

AI Video Editing Business Guide

A step-by-step, tool-specific playbook for launching a real AI video editing business—automation, client offers, and workflow secrets you won't find on Google.

📌 Updated for 2026

💰 **\$1,000–\$2,000 per client (source-reported)** Typical project fee for automated AI video editing systems

📢 @jobhacki · JobHacki Community



Start Fast

Clear first steps you can take this week.



Real Sources

Built from people who actually did it.



Honest Numbers

Source-reported pay, costs, and risks.

[Get the Full Guide Vault →](#)

🔒 Includes checklists, scripts & source-backed insights

YOU WILL LEARN

- Who This Guide Is For
- Problem This Business Solves
- The Offer That Actually Sells
- Business Snapshot
- Who Pays For It
- Startup Cost — Real Breakdown

▶ **MODULE 01**

Who This Guide Is For

This guide is for operators, freelancers, and agency owners who want to build a scalable AI video editing business. If you're looking to automate video production for clients (not just edit your own content), and want proven, non-obvious workflows that let you deliver at scale, this is for you.

No advanced coding required—these are real-world, tool-driven systems used by creators and agencies to replace manual editing and win high-ticket clients.

▶ MODULE 02

Business Snapshot

\$1,000–\$2,000

Typical fee per automated video editing system
(source: Generate 100s of Viral Podcast TikTok Clips w/ This AI System)

\$20–\$100/mo

Core tool subscriptions (Cloud CoWork, OpenArt, Key AI, n8n, etc.)

1–2 days

Time to launch first workflow (with templates and no-code tools)

10–12 clips

Typical output from a 60-min podcast
(Visard/Clap system)

Zero to \$10k/mo+

Reported by creators using OpenArt for YouTube Shorts (see: Create AI Animation Stories)

▶ MODULE 03

Problem This Business Solves

Manual video editing for social media, ads, podcasts, and UGC is slow, expensive, and hard to scale. Most creators and brands struggle to keep up with content demands, especially for short-form clips, animated stories, and product videos.

AI video editing automates the entire pipeline—from script to visuals to captions to posting—cutting production time from hours to minutes and allowing clients to publish at scale.

▶ MODULE 04

Who Pays For It

Typical buyers are:

- Podcasters and YouTube creators who want to repurpose long-form content into shorts
- E-commerce brands looking for product videos and UGC-style ads
- Agencies managing multiple client accounts
- Solo creators aiming to automate their own content output

Clients pay for setup, automation, and ongoing support—not just one-off edits.

▶ MODULE 05

The Offer That Actually Sells

What closes deals is a done-for-you, automated content pipeline. Example offers:

- "Podcast-to-Shorts Automation System": Converts every episode into 10+ ready-to-post clips, with auto-captions and social scheduling (see: Visard/Clap system).
- "AI UGC Ad Generator": Turn 1–2 product images into a week's worth of TikTok/IG ads, using tools like Nano Banana, Arc Ads, and OpenArt.

- "Bulk Social Video Automation": Set up a workflow (Cloud CoWork, n8n, Key AI, Botato) that fetches assets, generates videos, captions, and posts to all platforms.

Clients pay for the system, not just the output.

▶ **MODULE 06**

Startup Cost — Real Breakdown

Item	Cost	Notes
Cloud CoWork Pro	\$20/mo	Required for workflow automation
OpenArt Starter	\$14/mo	Custom character/video generation
Key AI	\$20– \$40/mo	Image-to-video, supports VEO 3, Cedance, etc.
n8n Hosting	\$5–\$24/mo	Webspace Kit or n8n Cloud
Botato	Free– \$20/mo	Social media automation
API credits (Nano Banana, Visard, etc.)	\$10– \$50/mo	Depends on usage
Domain/Website	\$12/yr+	Optional for client-facing business

▶ **MODULE 07**

Skill Requirements

Skill	Level Needed	How to Learn
No-code workflow setup (n8n, Cloud CoWork)	Basic	Follow YouTube tutorials, use templates
API key management	Basic	Copy/paste from tool dashboards
Prompt engineering (for image/video models)	Intermediate	Practice with Nano Banana, OpenArt
Client communication	Intermediate	Standard client onboarding
Troubleshooting automations	Basic– Intermediate	Most errors are credential or permissions issues

▶ MODULE 08

Step-by-Step Launch Plan

- 1 Pick a niche (e.g. podcast clips, UGC ads, animated stories).
- 2 Sign up for required tools: Cloud CoWork, OpenArt, Key AI, n8n, Botato, etc.
- 3 Set up your first workflow using a template (e.g. podcast-to-shorts with Visard API, or image-to-video with Key AI).
- 4 Test the workflow with your own assets—verify end-to-end automation (fetch, generate, caption, post).
- 5 Document your process and record a demo video (screen recording of the workflow in action).
- 6 Create a simple landing page or Notion doc describing your offer and showing the demo.

- 7 Start outreach to creators, brands, or agencies (see script below).

▶ **MODULE 09**

First 7 Days

- 1 Day 1: Research and pick your target market (e.g. e-commerce brands needing UGC ads, podcasters, etc.).
- 2 Day 2: Sign up for Cloud CoWork Pro and OpenArt Starter. Set up your workspace.
- 3 Day 3: Build your first workflow (e.g. Google Drive > Key AI > Botato for product videos).
- 4 Day 4: Test with your own images/videos. Troubleshoot any errors (API keys, permissions).
- 5 Day 5: Record a 2-min screen demo showing the workflow from upload to published post.
- 6 Day 6: Write your offer and pricing. Set up a simple landing page or Notion portfolio.
- 7 Day 7: Start DM/email outreach to 10–20 potential clients (see template below).

▶ **MODULE 10**

First 30 Days

- 1 Refine your workflow based on feedback (add more models, improve prompts).
- 2 Collect testimonials or sample results from beta clients.
- 3 Automate more steps (e.g. add SubMagic for auto-captions, integrate with Postess or Gravity Social for posting).
- 4 Test upsells (e.g. weekly analytics reports, custom character training).

- 5 Reach out to agencies for white-label partnerships.
- 6 Aim to close 2–3 paying clients by end of month.

▶ **MODULE 11**

Insider Secrets & Shortcuts

- 1 Use Cloud CoWork's 'persistent memory' feature to keep brand assets and preferences local—no cloud exposure (Claude Cowork).

- 2 For UGC ads, chain start and end frames in Arc Ads to create seamless, multi-scene videos—lets you build longer, more realistic ads (Create Realistic AI Ads from One Single Image).

- 3 Remove watermarks from AI-generated images by asking Nano Banana to 'zoom out' and then cropping, instead of using paid watermark removers (Create Realistic AI Ads).

- 4 Automate podcast-to-shorts with Visard or Clap APIs—these tools handle highlight extraction, slicing, and captions in one step, outputting 10–12 clips from a 60-min episode (Generate 100s of Viral Podcast TikTok Clips).

- 5 For motion graphics, use OpenArt's video upscaling to 4K/120fps for pro-level results—no manual After Effects work needed (EASILY Create Motion Graphic Animations in Seconds with Nano Banana).

- 6 When connecting APIs in n8n, always check if the header requires 'Bearer' before the key—missing this is a common cause of failed requests (STOP Manual Edits: Automate Bulk Image Editing).

▶ **MODULE 12**

How To Find Your First Customers

Target creators and brands already publishing video content but not using automation. Look for:

- Podcast hosts with no shorts or reels
- E-commerce stores running static image ads
- Agencies offering manual video editing

Find them on LinkedIn, Twitter/X, or in niche Facebook/Discord groups. DM or email with a personalized demo link.

▶ MODULE 13

Copy/Paste Outreach Script

▶ MODULE 14

Pricing Model

Model	Typical Price	Notes
One-time system setup	\$1,000–\$2,000	Full pipeline, client owns the workflow
Monthly retainer	\$500– \$1,500/mo	Ongoing support, updates, and troubleshooting
Per video/clip	\$20–\$50	For clients who want output only, not automation
Custom character/video training	\$100–\$300	Add-on for OpenArt/Arc Ads workflows

Upsell Ideas

- 1 Weekly/monthly analytics dashboards (auto-generated from posting tools)
- 2 Custom AI character/brand asset training (OpenArt, Arc Ads)
- 3 White-label workflow setup for agencies
- 4 Bulk content calendars (auto-scheduled posts for 30+ days)
- 5 Ongoing prompt optimization and model updates

Risks / Legal / Compliance

Red Flags & Compliance

Some AI-generated videos may not be eligible for YouTube monetization if fully synthetic (see: How I Made 60 Viral Shorts with AI). Always disclose use of AI to clients. Check copyright on any reference images or audio. For client data, use tools (like Cloud CoWork) that store assets locally if privacy is a concern.

Source Notes

"A 60-minute podcast can become 10 to 12 ready to post clips. And you don't need to touch an editor for that. So for my AI automation people here, you can easily sell this for 1 to 2K because podcasters immediately see the value in something like this."

— **Generate 100s of Viral Podcast TikTok Clips w/ This AI System**

- [1] Claude Cowork | Instagram Reels on Autopilot — Turn Photos into Cinematic Reels

- [2] Create Realistic AI Ads from One Single Image (Consistent Character + Products)

- [3] How I Made 60 Viral Shorts with AI in 60 Minutes (Step-by-Step Guide)

- [4] Generate 100s of Viral Podcast TikTok Clips & Reels w/ This AI System

- [5] How to Make AI Music Videos for SUNO! (NEW AI Music Video Generator)

- [6] Create AI Animation Stories with NEW One Prompt AI Video Generator!

- [7] EASILY Create Motion Graphic Animations in Seconds with Nano Banana

- [8] How to Automate Reels and Shorts: Auto-Captions + Posting with n8n

- [9] STOP Manual Edits: Automate Bulk Image Editing (n8n + Nano Banana)

- [10] How to Auto Publish Social Media Posts on All Platforms Using n8n

- [11] X posts: @georgestock, @Tabbu_ai, @marryevan999, @damianplayer, etc.

▶ RESOURCE GUIDE

Resources, Certifications & Direct Links

Tap straight into search results, certification training, and paid apprenticeships for this path.

🔍 DIRECT SEARCH LINKS

Google Trends — demand

is it growing? ↗

Reddit — unfiltered reality

real talk ↗

YouTube — free how-tos

walkthroughs ↗

Upwork — who's paying now

live demand ↗

Google — competitor pricing

what to charge ↗

Hack

Set a saved-search alert on **Indeed** + **LinkedIn** for this exact term — new roles hit your inbox before they're crowded.







▶ **TOOL GUIDE**

Tool Stack — Organized by Category

Every tool for this path, grouped by category. Free tools first, paid last. Tap any logo to open it.







AI Assistants

5 free · 1 paid

	ChatGPT	Writing, ideation, prompts, drafts	Free	↗
	Claude	Long docs, reasoning, coding, agents	Free	↗
	Google Gemini	Google-integrated AI	Free	↗
	Perplexity	AI research with live sources	Free	↗
	Poe	Many AI models in one app	Free	↗
	Grok	X-integrated AI	Paid	↗








AI Builders & Agents

6 free · 0 paid

	Bolt	AI full-stack app builder	Free	↗
	Cursor	AI code editor	Free	↗
	Lovable	Prompt-to-app builder	Free	↗
	Replit	Build + host apps with AI	Free	↗
	v0 by Vercel	AI UI/component generator	Free	↗
	Windsurf	Agentic AI IDE	Free	↗








Automation & No-Code

7 free · 0 paid

	Airtable	Database / CRM / trackers	Free	↗
	Bubble	No-code web apps	Free	↗
	Glide	Apps from spreadsheets	Free	↗
	Make	Visual automation / scenarios	Free	↗
	n8n	Open-source workflow automation	Free	↗
	Softr	No-code apps/portals on Airtable	Free	↗
	Zapier	App-to-app automation	Free	↗




Outreach & Sales

2 free · 5 paid

	Apollo	B2B lead database + outreach	Free	↗
	Hunter	Find + verify emails	Free	↗
	Clay	AI lead enrichment + lists	Paid	↗
	Instantly	Cold email sending + warmup	Paid	↗
	Lemlist	Personalized cold outreach	Paid	↗
	LinkedIn Sales Navigator	Prospecting on LinkedIn	Paid	↗
	Smartlead	Cold email at scale	Paid	↗








CRM

1 free · 2 paid

-  **HubSpot CRM** Free CRM + pipeline Free [↗](#)
-  **Close** CRM built for calling Paid [↗](#)
-  **Pipedrive** Sales pipeline CRM Paid [↗](#)











Web & Design

5 free · 2 paid

-  **Canva** Graphics, thumbnails, templates Free [↗](#)
-  **Carrd** One-page sites (cheap) Free [↗](#)
-  **Figma** UI/graphic design Free [↗](#)
-  **Framer** AI website builder Free [↗](#)
-  **Webflow** Visual website builder Free [↗](#)
-  **Durable** AI site for local business Paid [↗](#)
-  **Relume** AI sitemaps + components Paid [↗](#)

Selling & Monetization

6 free · 4 paid

	Beehiiv	Newsletter + monetization	Free	↗
	Gumroad	Sell digital products	Free	↗
	Lemon Squeezy	Sell software/digital (handles tax)	Free	↗
	Substack	Paid newsletters	Free	↗
	Teachable	Host and sell courses	Free	↗
	Whop	Sell access, communities, products	Free	↗
	Kajabi	All-in-one course/membership	Paid	↗
	Shopify	Ecommerce store	Paid	↗
	Skool	Paid communities + courses	Paid	↗
	Stan Store	Link-in-bio storefront	Paid	↗

Money tip

Stack the **free** tools first. Only pay once a tool is directly making or saving you money.

TABLE OF CONTENTS

- 01 Who This Guide Is For
- 02 Business Snapshot
- 03 Problem This Business Solves
- 04 Who Pays For It
- 05 The Offer That Actually Sells
- 06 Startup Cost — Real Breakdown
- 07 Skill Requirements
- 08 Step-by-Step Launch Plan
- 09 First 7 Days
- 10 First 30 Days
- 11 Insider Secrets & Shortcuts
- 12 How To Find Your First Customers
- 13 Copy/Paste Outreach Script
- 14 Pricing Model
- 15 Upsell Ideas
- 16 Risks / Legal / Compliance
- 17 Source Notes
- 18 Resources, Certifications & Direct Links
- 19 Tool Stack — Organized by Category

THE JOBHACKI ARSENAL

This guide is 1% of what members get

The community unlocks the tools that do the heavy lifting for you:



OmniCut

Upload any video — get back a timestamped, cut-by-cut edit blueprint: hooks, vocal cues, effects and animation calls, all mapped to the viral frameworks behind our own content. You (or your AI editor) just follow the map.



JobHacki Resume Builder

Our exact one-page, recruiter-tested template — auto-built from your LinkedIn in minutes, exported as an editable doc + PDF.



JobHacki Readiness Simulator

Paste any job link. Get tested on what the role actually requires, see your readiness score, and get the fastest study path to close the gaps.




Atlas Directory

Every guide and career path we publish — refreshed by 24/7 AI researchers so you never act on stale info.

[Join the JobHacki Community →](#)

Join free today — founding-member pricing locks in before the tools go paid.

WHAT EACH TOOL ACTUALLY DOES



OmniCut

OmniCut watches your entire video the way an elite editor would — every frame, the full transcript, your offer and what you're actually selling — then runs it through the viral frameworks behind our own content. What you get back is a timestamped editing score: your video chopped into 10-second sequences, each with exact vocal cues, audio cues, effect calls and animation directions. Copy a sequence, paste it into Gemini Omni, and generate that cut — then the next, then the next, until the whole edit is done. Runs as a custom GPT inside ChatGPT (you'll need a ChatGPT account), purpose-built for Gemini Omni video editing the day it drops.



JobHacki Resume Builder

Drop in your LinkedIn (or paste your experience) and it rebuilds everything into the exact one-page format we use: tight summary line, education with the details recruiters scan for, metric-driven experience bullets, and the 10-category skills stack that beats ATS keyword filters. Out comes a polished PDF plus a fully editable doc — change any line later without starting over. Single-industry and multi-industry versions included.



JobHacki Readiness Simulator

Paste a real job posting link. The simulator breaks down what that role actually demands — skills, tools, terminology, scenarios — and tests you on it: multiple choice, written answers, even voice roleplay for interviews and sales calls. You get a Readiness Score out of 100 across skill match, tool match, communication and interview readiness, plus the exact study plan to close your gaps — linked straight to the guides, certs and resources that fix them.



Atlas Directory

The full living library: 100+ grounded, step-by-step playbooks across AI businesses, careers, trades, healthcare paths and side income — every one built from people who actually did it, never theory. Our AI researchers monitor hundreds of creators and sources around the clock, so tools, pay data and methods stay current. Search it, filter it, read online or download any guide as a PDF.

   jobhacki.com

Created by JobHacki · @jobhacki · JobHacki Community · Version 2026

Income figures in this guide are source-reported or estimates from real creators and practitioners — not guarantees. Income depends on location, skill, speed, and demand. Verify pay rates and offers before applying or buying.