



⚡ Grounded in 7 sources

# AI Resume Tool: Build, Automate, and Sell

A step-by-step, evidence-backed guide to launching and selling an AI-powered resume tool or automation service—using real frameworks, tools, and pricing models that top creators actually use.

📌 Updated for 2026

📄 **\$1,000–\$5,000/mo (source-reported, solo operator, first 3–6 months)** Typical early revenue for 1-person AI resume automation service

📢 @jobhacki · JobHacki Community



## Start Fast

Clear first steps you can take this week.



## Real Sources

Built from people who actually did it.



## Honest Numbers

Source-reported pay, costs, and risks.

[Get the Full Guide Vault →](#)

🔒 Includes checklists, scripts & source-backed insights

### YOU WILL LEARN

- ✓ Who This Guide Is For
- ✓ Problem This Business Solves
- ✓ The Offer That Actually Sells
- ✓ Business Snapshot
- ✓ Who Pays For It
- ✓ Startup Cost — Real Breakdown

## Who This Guide Is For

This guide is for solo operators, freelancers, or small agencies looking to launch an AI-powered resume tool or automation service for job seekers, recruiters, or HR teams. If you want to leverage no-code tools and AI APIs to build a real, paid product or service (not just a side project), this is for you.

## Business Snapshot

**\$1,000–\$5,000/mo**

Typical early revenue (solo operator, source-reported)

**\$50–\$300+**

Per-client setup/project fee (market range)

**\$0–\$150**

Startup cost (using n8n, Apify, OpenAI, Google Workspace)

**1–2 weeks**

Time to launch MVP (with templates)

**GravityWrite, n8n,  
Apify, OpenAI**

Core tools used by top creators

# Problem This Business Solves

Most job seekers and recruiters waste hours manually tailoring resumes, analyzing job descriptions, and tracking applications. Many resumes are rejected by ATS bots before a human ever sees them. Companies and individuals want a faster, more objective, and scalable way to optimize and match resumes to jobs—without hiring a full-time expert.

▶ **MODULE 04**

## Who Pays For It

Typical buyers include job seekers (especially tech, consulting, and management roles), career coaches, recruiting agencies, and HR departments. Some operators also sell white-label or custom workflow setups to other resume writers or career service providers.

▶ **MODULE 05**

## The Offer That Actually Sells

The most in-demand offer is a done-for-you or self-serve AI resume analysis and optimization tool that takes a user's resume and a job description, analyzes both, and outputs a tailored resume plus a fit report. The highest-converting angle: 'Get an AI-powered resume and job match analysis in 24 hours—ATS-optimized, with actionable feedback.' For agencies, a white-label automation setup (using n8n or Zapier) is a strong upsell.

▶ **MODULE 06**

# Startup Cost — Real Breakdown

Item	Cost (monthly)	Notes
n8n (self-hosted via WebSpaceKit)	\$10–\$20	Unlimited workflows, no-code automation
Apify (job scraping)	\$1+ per 1,000 results	Pay-as-you-go, LinkedIn Job Scraper by Curious Coder
OpenAI API	\$5–\$30	Depends on usage (resume analysis, rewriting)
Google Workspace	\$6	Needed for Drive, Docs, Sheets integrations
GravityWrite (optional)	\$0–\$29	AI resume builder, alternative to custom build
Domain + basic landing page	\$0–\$20	Optional, can use Carrd or Notion

## ▶ MODULE 07

# Skill Requirements

Skill	Level Needed	How to Learn/Shortcut
No-code automation (n8n)	Basic	Use free workflow templates from WebSpaceKit
API keys (OpenAI, Apify)	Basic	Follow step-by-step setup videos
Google Workspace setup	Basic	Google's own tutorials
Resume/ATS knowledge	Medium	Study GravityWrite and ResumeWorded outputs
Client onboarding	Basic	Use Google Forms or Typeform

## ► MODULE 08

## Step-by-Step Launch Plan

- 1 Map out the manual process (resume intake, job description, analysis, output) in Google Docs or Sheets.
- 2 Wireframe the workflow visually using Excalidraw (as shown by top creators).
- 3 Set up n8n (self-hosted via WebSpaceKit or similar) and import a free workflow template for resume/job analysis.
- 4 Connect Gmail (for resume intake), Google Drive (for file storage), and Google Sheets (for tracking).
- 5 Integrate Apify (for job scraping) and OpenAI (for analysis and rewriting).
- 6 Test the workflow with sample resumes and job descriptions—debug file type handling (Word, PDF, TXT).
- 7 Create a simple landing page (Carrd, Notion, or Google Sites) with a clear offer and intake form.

- 8 Set up payment (Stripe, PayPal, or LemonSqueezy).
- 9 Launch to your network and in relevant online communities.

## ▶ MODULE 09

# First 7 Days

- 1 Day 1: List out every manual step in your process using Google Docs.
- 2 Day 2: Create a wireframe in Excalidraw to visualize the workflow (trigger, data sources, AI steps).
- 3 Day 3: Set up n8n hosting (WebSpaceKit or self-hosted) and import a workflow template.
- 4 Day 4: Connect Gmail, Google Drive, and Google Sheets nodes in n8n.
- 5 Day 5: Register for Apify and OpenAI, get API keys, and connect to n8n.
- 6 Day 6: Test the workflow end-to-end with real resume and job description files.
- 7 Day 7: Build a basic landing page and share with 5–10 potential users for feedback.

## ▶ MODULE 10

# First 30 Days

- 1 Refine your workflow based on user feedback (e.g., add Slack/email notifications, improve file handling).
- 2 Add a Google Form or Typeform for easy client intake.
- 3 Create a simple Google Sheet dashboard for tracking clients and results.

- 4 Reach out to career coaches, resume writers, and recruiting agencies for pilot partnerships.
- 5 Publish a demo video showing the workflow in action (screen recording).
- 6 Collect testimonials and before/after resume examples.
- 7 Test paid ads or LinkedIn outreach to drive initial traffic.
- 8 Iterate on pricing and offer based on conversion data.

## ▶ MODULE 11

# Insider Secrets & Shortcuts

- 1 Use the 'LinkedIn Job Scraper PPR' by Curious Coder on Apify (\$1 per 1,000 results) to avoid building your own scraper—this bypasses LinkedIn's anti-bot measures (watch me apply to 1000+ jobs in minutes with AI).

---

- 2 Wireframe your workflow in Excalidraw before building—this saves hours of debugging and helps you spot process gaps (Watch Me Build an AI Resume Analysis System).

---

- 3 For Word docs, automate conversion to Google Docs via HTTP request in n8n to reliably extract text—Word files are the most error-prone (same source).

---

- 4 GravityWrite's resume builder can generate a full resume or update an existing one in seconds—use this for rapid prototyping or as a fallback if your workflow breaks (Build a Job-Winning Resume in Seconds).

---

- 5 Offer a white-label setup to other resume writers or coaches—many will pay \$200–\$500 for a turnkey automation they can brand as their own (market observation, creator transcript).

## ▶ MODULE 12

# How To Find Your First Customers

Target LinkedIn career coaches, resume writers, and small recruiting agencies. Use [tryyouscraper.com](https://tryyouscraper.com) to build a list of prospects in your niche (as shown in cold call LIVE). Outreach via LinkedIn or cold email works best—focus on those already offering resume services but lacking automation.

▶ **MODULE 13**

## Copy/Paste Outreach Script

▶ **MODULE 14**

## Pricing Model

Model	Price Range	Notes
One-time setup (DIY client)	\$99–\$299	Self-serve, with onboarding video
Done-for-you service	\$150–\$500	Includes intake, analysis, and custom workflow
White-label automation	\$200–\$500	For coaches/agencies, branded setup
Monthly SaaS (beta)	\$19–\$49/mo	For ongoing resume/job matching

▶ **MODULE 15**

## Upsell Ideas

1 Personalized cover letter generator (add-on via OpenAI node)

2 Job tracking dashboard (Google Sheets integration)

3 LinkedIn profile optimization (bundle with GravityWrite or similar)

---

4 Automated outreach email drafts (Gmail integration)

---

5 Ongoing resume/job monitoring (monthly retainer)

► MODULE 16

## Risks / Legal / Compliance

### Red Flags & Compliance

Handling resumes and job data means you must comply with privacy laws (GDPR, CCPA). Never store client data without consent. Scraping job boards (even via Apify) can violate site terms—always use reputable, marketplace-vetted scrapers and disclose this to clients. Avoid making guarantees about job placement or ATS 'hacks'—focus on analysis and optimization, not outcomes.

► MODULE 17

## Source Notes

*"I see one right over here called LinkedIn job scraper PPR. I've used this one before. So that's what I'm deciding to use for this as well. Developed by Curious Coder. It's a dollar per thousand results. Pretty simple and easy."*

— watch me apply to 1000+ jobs in minutes with AI

[1] Watch Me Build an AI Resume Analysis System in 28 minutes (no code)

---

[2] How I Automated My Entire Job Search with n8n (Step-by-Step)

---

[3]—cold call LIVE (what the gurus dont show) 1 meeting booked 😊

jobhacki.com · @jobhacki



[4] watch me apply to 1000+ jobs in minutes with AI

[5] Build a Job-Winning Resume in Seconds!

[6] 2 AI Tools to 10x Your LinkedIn Game!

[7] X posts: @EntrepreneursAI, @SaaSResourxro, @mhp\_guy

► RESOURCE GUIDE

## Resources, Certifications & Direct Links

Tap straight into search results, certification training, and paid apprenticeships for this path.

🔍 DIRECT SEARCH LINKS

**Google Trends — demand**

is it growing? ↗

**Reddit — unfiltered reality**

real talk ↗

**YouTube — free how-tos**

walkthroughs ↗

**Upwork — who's paying now**

live demand ↗

**Google — competitor pricing**

what to charge ↗

### Hack

Set a saved-search alert on **Indeed + LinkedIn** for this exact term — new roles hit your inbox before they're crowded.







► TOOL GUIDE

# Tool Stack — Organized by Category

Every tool for this path, grouped by category. Free tools first, paid last. Tap any logo to open it.







## AI Assistants

5 free · 1 paid

	<b>ChatGPT</b>	Writing, ideation, prompts, drafts	Free	↗
	<b>Claude</b>	Long docs, reasoning, coding, agents	Free	↗
	<b>Google Gemini</b>	Google-integrated AI	Free	↗
	<b>Perplexity</b>	AI research with live sources	Free	↗
	<b>Poe</b>	Many AI models in one app	Free	↗
	<b>Grok</b>	X-integrated AI	Paid	↗








## AI Builders & Agents

6 free · 0 paid

	<b>Bolt</b>	AI full-stack app builder	Free	↗
	<b>Cursor</b>	AI code editor	Free	↗
	<b>Lovable</b>	Prompt-to-app builder	Free	↗
	<b>Replit</b>	Build + host apps with AI	Free	↗
	<b>v0 by Vercel</b>	AI UI/component generator	Free	↗
	<b>Windsurf</b>	Agentic AI IDE	Free	↗








## Automation & No-Code

7 free · 0 paid

	<b>Airtable</b>	Database / CRM / trackers	Free	<a href="#">↗</a>
	<b>Bubble</b>	No-code web apps	Free	<a href="#">↗</a>
	<b>Glide</b>	Apps from spreadsheets	Free	<a href="#">↗</a>
	<b>Make</b>	Visual automation / scenarios	Free	<a href="#">↗</a>
	<b>n8n</b>	Open-source workflow automation	Free	<a href="#">↗</a>
	<b>Softr</b>	No-code apps/portals on Airtable	Free	<a href="#">↗</a>
	<b>Zapier</b>	App-to-app automation	Free	<a href="#">↗</a>




## Outreach & Sales

2 free · 5 paid

	<b>Apollo</b>	B2B lead database + outreach	Free	<a href="#">↗</a>
	<b>Hunter</b>	Find + verify emails	Free	<a href="#">↗</a>
	<b>Clay</b>	AI lead enrichment + lists	Paid	<a href="#">↗</a>
	<b>Instantly</b>	Cold email sending + warmup	Paid	<a href="#">↗</a>
	<b>Lemlist</b>	Personalized cold outreach	Paid	<a href="#">↗</a>
	<b>LinkedIn Sales Navigator</b>	Prospecting on LinkedIn	Paid	<a href="#">↗</a>
	<b>Smartlead</b>	Cold email at scale	Paid	<a href="#">↗</a>








## CRM

1 free · 2 paid

-  **HubSpot CRM** Free CRM + pipeline Free [↗](#)
-  **Close** CRM built for calling Paid [↗](#)
-  **Pipedrive** Sales pipeline CRM Paid [↗](#)











## Web & Design

5 free · 2 paid

-  **Canva** Graphics, thumbnails, templates Free [↗](#)
-  **Carrd** One-page sites (cheap) Free [↗](#)
-  **Figma** UI/graphic design Free [↗](#)
-  **Framer** AI website builder Free [↗](#)
-  **Webflow** Visual website builder Free [↗](#)
-  **Durable** AI site for local business Paid [↗](#)
-  **Relume** AI sitemaps + components Paid [↗](#)

## Selling & Monetization

6 free · 4 paid

	<b>Beehiiv</b>	Newsletter + monetization	Free	<a href="#">↗</a>
	<b>Gumroad</b>	Sell digital products	Free	<a href="#">↗</a>
	<b>Lemon Squeezy</b>	Sell software/digital (handles tax)	Free	<a href="#">↗</a>
	<b>Substack</b>	Paid newsletters	Free	<a href="#">↗</a>
	<b>Teachable</b>	Host and sell courses	Free	<a href="#">↗</a>
	<b>Whop</b>	Sell access, communities, products	Free	<a href="#">↗</a>
	<b>Kajabi</b>	All-in-one course/membership	Paid	<a href="#">↗</a>
	<b>Shopify</b>	Ecommerce store	Paid	<a href="#">↗</a>
	<b>Skool</b>	Paid communities + courses	Paid	<a href="#">↗</a>
	<b>Stan Store</b>	Link-in-bio storefront	Paid	<a href="#">↗</a>

### Money tip

Stack the **free** tools first. Only pay once a tool is directly making or saving you money.

---

## TABLE OF CONTENTS

01	Who This Guide Is For	02	Business Snapshot
03	Problem This Business Solves	04	Who Pays For It
05	The Offer That Actually Sells	06	Startup Cost — Real Breakdown
07	Skill Requirements	08	Step-by-Step Launch Plan
09	First 7 Days	10	First 30 Days
11	Insider Secrets & Shortcuts	12	How To Find Your First Customers
13	Copy/Paste Outreach Script	14	Pricing Model
15	Upsell Ideas	16	Risks / Legal / Compliance
17	Source Notes	18	Resources, Certifications & Direct Links
19	Tool Stack — Organized by Category		

## THE JOBHACKI ARSENAL

# This guide is 1% of what members get

The community unlocks the tools that do the heavy lifting for you:



### OmniCut

Upload any video — get back a timestamped, cut-by-cut edit blueprint: hooks, vocal cues, effects and animation calls, all mapped to the viral frameworks behind our own content. You (or your AI editor) just follow the map.



### JobHacki Resume Builder

Our exact one-page, recruiter-tested template — auto-built from your LinkedIn in minutes, exported as an editable doc + PDF.



### JobHacki Readiness Simulator

Paste any job link. Get tested on what the role actually requires, see your readiness score, and get the fastest study path to close the gaps.



### Atlas Directory

Every guide and career path we publish — refreshed by 24/7 AI researchers so you never act on stale info.

[Join the JobHacki Community →](#)

Join free today — founding-member pricing locks in before the tools go paid.

## WHAT EACH TOOL ACTUALLY DOES



### OmniCut

OmniCut watches your entire video the way an elite editor would — every frame, the full transcript, your offer and what you're actually selling — then runs it through the viral frameworks behind our own content. What you get back is a timestamped editing score: your video chopped into 10-second sequences, each with exact vocal cues, audio cues, effect calls and animation directions. Copy a sequence, paste it into Gemini Omni, and generate that cut — then the next, then the next, until the whole edit is done. Runs as a custom GPT inside ChatGPT (you'll need a ChatGPT account), purpose-built for Gemini Omni video editing the day it drops.



### JobHacki Resume Builder

Drop in your LinkedIn (or paste your experience) and it rebuilds everything into the exact one-page format we use: tight summary line, education with the details recruiters scan for, metric-driven experience bullets, and the 10-category skills stack that beats ATS keyword filters. Out comes a polished PDF plus a fully editable doc — change any line later without starting over. Single-industry and multi-industry versions included.



### JobHacki Readiness Simulator

Paste a real job posting link. The simulator breaks down what that role actually demands — skills, tools, terminology, scenarios — and tests you on it: multiple choice, written answers, even voice roleplay for interviews and sales calls. You get a Readiness Score out of 100 across skill match, tool match, communication and interview readiness, plus the exact study plan to close your gaps — linked straight to the guides, certs and resources that fix them.



### Atlas Directory

The full living library: 100+ grounded, step-by-step playbooks across AI businesses, careers, trades, healthcare paths and side income — every one built from people who actually did it, never theory. Our AI researchers monitor hundreds of creators and sources around the clock, so tools, pay data and methods stay current. Search it, filter it, read online or download any guide as a PDF.

---

   [jobhacki.com](https://jobhacki.com)

**Created by JobHacki** · @jobhacki · JobHacki Community · Version 2026

Income figures in this guide are source-reported or estimates from real creators and practitioners — not guarantees. Income depends on location, skill, speed, and demand. Verify pay rates and offers before applying or buying.