



⚡ Grounded in 15+ sources

AI Prompt Engineering

A step-by-step, non-generic guide to launching a real AI prompt engineering service business—actual tools, pricing, and tactics from operators who do it for clients.

📌 **Updated for 2026** 📄 **\$1K–\$15K/mo+** Source-reported, varies by client/project

📢 **@jobhacki** · JobHacki Community



Start Fast

Clear first steps you can take this week.



Real Sources

Built from people who actually did it.



Honest Numbers

Source-reported pay, costs, and risks.

[Get the Full Guide Vault →](#)

🔒 Includes checklists, scripts & source-backed insights

YOU WILL LEARN

- Who This Guide Is For
- Problem This Business Solves
- The Offer That Actually Sells
- Business Snapshot
- Who Pays For It
- Startup Cost — Real Breakdown

▶ **MODULE 01**

Who This Guide Is For

This guide is for operators, freelancers, and agency founders who want to sell AI prompt engineering as a paid service to businesses. You don't need to be a coder, but you must be willing to learn tools and talk to real clients. If you want to build and sell AI-powered automations, apps, or content systems for others—this is for you.

If you're looking for a passive, hands-off income stream or a job board role, this is not your guide.

▶ **MODULE 02**

Business Snapshot

**\$1,000–
\$8,000+/client**

Typical project fee (source: creator transcript, SaaS awards analysis)

\$0–\$50

Startup cost (free tools or single SaaS subscription)

1–7 days

Time to first deliverable (source: Emergent, Claude Code, Replit demos)

Proof: \$8,000 in 1 week

GuiltyChef.com AI-powered app launch (source: transcript)

▶ **MODULE 03**

Problem This Business Solves

Most businesses want to automate, personalize, or scale content, workflows, or customer interactions with AI—but lack the skills to design effective prompts, connect tools, or deploy automations.

You solve the 'last mile' problem: turning generic AI into a business-specific, revenue-driving tool—without the client needing to hire engineers or learn prompt syntax.

▶ **MODULE 04**

Who Pays For It

Typical buyers are small business owners, SaaS founders, marketing agencies, and solo operators who want AI-powered automations, chatbots, content engines, or data workflows.

Examples: lawn care businesses wanting instant quote bots, agencies wanting personalized email campaigns, SaaS companies needing onboarding bots, or anyone needing programmatic SEO content.

▶ **MODULE 05**

The Offer That Actually Sells

The most in-demand offer is a done-for-you AI workflow or automation that solves a real business bottleneck. Examples:

- Build a custom quote generator or lead bot (see: Emergent, Replit, Claude Code).
- Set up a programmatic SEO content engine (see: GuiltyChef.com).
- Automate personalized email or ad copy at scale (see: Stanford/Map Lab personalization framework).

Lead with a free or low-cost demo app (the 'lead magnet'—source: transcript), then upsell to ongoing automation, maintenance, or additional workflows.

▶ **MODULE 06**

Startup Cost — Real Breakdown

Item	Cost	Notes
Emergent, Claude Code, or Replit Pro	\$10– \$20/mo	Most tools have a free tier, but paid plans unlock more features (source: transcript, Emergent \$20/mo, Claude Code \$17/mo)
Domain + simple hosting	\$0– \$15/mo	Optional for demo apps (use Vercel, Netlify, or Replit free hosting)
No-code tools (Make.com, Zapier)	\$0– \$30/mo	Optional for integrations
Total	\$0–\$50	Most can start free, upgrade as needed

▶ MODULE 07

Skill Requirements

Skill	Required?	How to Learn
Prompt design (LLMs)	Yes	Anthropic free course, OpenAI docs, YouTube (see X posts, transcript)
No-code/low-code tools	Yes	Emergent, Replit, Claude Code, Make.com
Basic business communication	Yes	Client calls, email, Loom videos
Coding (optional)	No	Not required for most client work (source: transcript: 'we're not coders')

▶ MODULE 08

Step-by-Step Launch Plan

- 1 Pick a niche or business type (e.g., local services, SaaS, agencies).
- 2 Sign up for a tool like Emergent, Claude Code, or Replit (start free, upgrade if needed).
- 3 Build a demo app or automation using a real business use case (e.g., quote generator, content engine).
- 4 Document your process and results (screenshots, Loom video, before/after).
- 5 Package your offer: 'I build custom AI automations for [niche]—see demo.'
- 6 Create a simple landing page or Notion doc with your offer and demo.
- 7 Start outbound outreach: cold email, Loom video, LinkedIn, or niche forums.
- 8 Deliver the first project, collect feedback, and use as a case study for future sales.

▶ MODULE 09

First 7 Days

- 1 Day 1: Pick a tool (Emergent, Claude Code, Replit) and sign up for a free or trial account.
- 2 Day 2: Pick a real business use case (e.g., instant quote bot for lawn care, as in transcript).
- 3 Day 3: Build a working demo using a simple prompt and the tool's built-in clarifying Q&A (source: Emergent).
- 4 Day 4: Refine the prompt—test with both simple and 'over-engineered' versions (see: 'Iranian prison' prompt joke, transcript).
- 5 Day 5: Record a Loom video demo of the app in action.
- 6 Day 6: Write a 1-page offer doc with screenshots, pricing, and a call to action.

- 7 Day 7: Send 10 cold emails or LinkedIn messages to real businesses in your niche with your demo.

▶ **MODULE 10**

First 30 Days

- 1 Complete 3–5 demo builds for different business types (use the same core prompt, tweak for each niche).
- 2 Collect feedback and testimonials from early users (even if free).
- 3 Refine your offer based on what gets the most interest.
- 4 Start charging for custom builds (\$500–\$2,000+ per project, source: SaaS awards, transcript).
- 5 Upsell ongoing maintenance, new features, or additional automations.
- 6 Document every project as a case study—show before/after, results, and client quotes.
- 7 Expand outreach: cold email, LinkedIn, niche Slack groups, Upwork, or local business meetups.

▶ **MODULE 11**

Insider Secrets & Shortcuts

- 1 Use API playgrounds (OpenAI, Claude, Replit) instead of consumer chatbots—these let you control system prompts, model settings, and output structure (source: \$2.4M Prompt Engineering Hacks).

- 2 Shorter prompts = higher accuracy. Cut verbose instructions and focus on information density to boost output quality by up to 5% (source: Nick, \$2.4M Prompt Engineering

Hacks).

- 3 Leverage structured output (Markdown, CSV, JSON) to automate multi-output tasks—e.g., generate 20+ blog posts or data rows in one prompt (source: 3 ChatGPT Prompt Engineering Hacks).
- 4 Personalize at scale using the Stanford/Map Lab framework: segment by buyer motivation (achievement, security, growth), then prompt AI to generate variants for each (source: AI Wins Every Argument).
- 5 Context engineering beats prompt engineering for persistent automations—use tools like Claude Code or Naden to add memory, context windows, and tool integrations (source: I Built 204 AI Automations).
- 6 Don't overthink prompt 'perfection'—real creators get results with simple, typo-ridden prompts and iterate based on output (source: How To Make Money by Building Simple Apps).

▶ **MODULE 12**

How To Find Your First Customers

Start with outbound: cold email, Loom video demos, and LinkedIn DMs to business owners in your target niche. Use scraping tools like useoutscraper.com to build lists (source: SaaS awards analysis).

Offer a free or discounted demo build as a lead magnet. Use your demo as proof in every outreach.

Look for businesses already using SaaS tools but lacking automation (e.g., CRM users, agencies, local service businesses).

Join niche Slack groups, Discords, or forums where business owners discuss AI or automation pain points.

▶ **MODULE 13**

Copy/Paste Outreach Script

▶ MODULE 14

Pricing Model

Model	Typical Fee	Notes
One-time build	\$500–\$2,000+	Custom app or automation, delivered as a project
Monthly retainer	\$200– \$1,500/mo	Ongoing automation, maintenance, or new features
Performance-based	Varies	For content/SEO engines: per lead, per result, or revenue share

▶ MODULE 15

Upsell Ideas

- 1 Ongoing automation management (monitoring, updates, troubleshooting)
- 2 Additional workflows (e.g., onboarding bots, personalized email campaigns, reporting dashboards)
- 3 Integration with other SaaS tools (CRM, Slack, email, Zapier/Make.com)
- 4 Programmatic SEO/content engine for new verticals

▶ MODULE 16

Risks / Legal / Compliance

Red Flags & Risks

AI prompt engineering is not a passive or 'set and forget' business—clients expect ongoing support. Many SaaS tools prohibit reselling or white-labeling without permission (check TOS). AI outputs can introduce errors or bias—always clarify that results need human review. Data privacy: never process sensitive client/customer data without a written agreement.

▶ MODULE 17

Source Notes

“Both of us got the \$20 a month plan, but we’re welcome to choose whatever model we want to choose or prompt it however fancy or simply that we’d like... I just finished my first prompt. I pressed enter 30 seconds ago. It told me that it’s going to build it. And now their agent is asking me a few details to clarify what I want.”

— [How To Make Money by Building Simple Apps for Businesses \(AI\)](#)

- [1] [How To Make Money by Building Simple Apps for Businesses \(AI + No-Code\)](#)
- [2] [AI Wins Every Argument \(The 5 Psychology Techniques That Make It Work\)](#)
- [3] [\\$2.4M of Prompt Engineering Hacks in 53 Mins \(GPT, Claude\)](#)
- [4] [3 ChatGPT Prompt Engineering Hacks You NEED to Start Using](#)
- [5] [I Built 204 AI Automations, Here’s What Actually Matters](#)
- [6] [Cursor Automations Clearly Explained \(worth learning?\)](#)
- [7] [The Most Copy-Pastable Online Business \(Thanks to AI\)](#)
- [8] [CLAUDE CODE FULL COURSE 4 HOURS: Build & Sell \(2026\)](#)

[9] The Easiest Way to Start an Online Business (SaaS)

[10] X posts from @tibo_maker, @AnthropicAI, @Hesamation, @CodeByPoonam, @dr_cintas

▶ RESOURCE GUIDE

Resources, Certifications & Direct Links

Tap straight into search results, certification training, and paid apprenticeships for this path.

🔍 DIRECT SEARCH LINKS

Google Trends — demand

is it growing? ↗

Reddit — unfiltered reality

real talk ↗

YouTube — free how-tos

walkthroughs ↗

Upwork — who's paying now

live demand ↗

Google — competitor pricing

what to charge ↗

Hack

Set a saved-search alert on **Indeed** + **LinkedIn** for this exact term — new roles hit your inbox before they're crowded.







▶ TOOL GUIDE

Tool Stack — Organized by Category

Every tool for this path, grouped by category. Free tools first, paid last. Tap any logo to open







AI Assistants

5 free · 1 paid

	ChatGPT	Writing, ideation, prompts, drafts	Free	↗
	Claude	Long docs, reasoning, coding, agents	Free	↗
	Google Gemini	Google-integrated AI	Free	↗
	Perplexity	AI research with live sources	Free	↗
	Poe	Many AI models in one app	Free	↗
	Grok	X-integrated AI	Paid	↗








AI Builders & Agents

6 free · 0 paid

	Bolt	AI full-stack app builder	Free	↗
	Cursor	AI code editor	Free	↗
	Lovable	Prompt-to-app builder	Free	↗
	Replit	Build + host apps with AI	Free	↗
	v0 by Vercel	AI UI/component generator	Free	↗
	Windsurf	Agentic AI IDE	Free	↗








Automation & No-Code

7 free · 0 paid

	Airtable	Database / CRM / trackers	Free	↗
	Bubble	No-code web apps	Free	↗
	Glide	Apps from spreadsheets	Free	↗
	Make	Visual automation / scenarios	Free	↗
	n8n	Open-source workflow automation	Free	↗
	Softr	No-code apps/portals on Airtable	Free	↗
	Zapier	App-to-app automation	Free	↗




Outreach & Sales

2 free · 5 paid

	Apollo	B2B lead database + outreach	Free	↗
	Hunter	Find + verify emails	Free	↗
	Clay	AI lead enrichment + lists	Paid	↗
	Instantly	Cold email sending + warmup	Paid	↗
	Lemlist	Personalized cold outreach	Paid	↗
	LinkedIn Sales Navigator	Prospecting on LinkedIn	Paid	↗
	Smartlead	Cold email at scale	Paid	↗








CRM

1 free · 2 paid

-  **HubSpot CRM** Free CRM + pipeline Free [↗](#)
-  **Close** CRM built for calling Paid [↗](#)
-  **Pipedrive** Sales pipeline CRM Paid [↗](#)











Web & Design

5 free · 2 paid

-  **Canva** Graphics, thumbnails, templates Free [↗](#)
-  **Carrd** One-page sites (cheap) Free [↗](#)
-  **Figma** UI/graphic design Free [↗](#)
-  **Framer** AI website builder Free [↗](#)
-  **Webflow** Visual website builder Free [↗](#)
-  **Durable** AI site for local business Paid [↗](#)
-  **Relume** AI sitemaps + components Paid [↗](#)

Selling & Monetization

6 free · 4 paid

	Beehiiv	Newsletter + monetization	Free	↗
	Gumroad	Sell digital products	Free	↗
	Lemon Squeezy	Sell software/digital (handles tax)	Free	↗
	Substack	Paid newsletters	Free	↗
	Teachable	Host and sell courses	Free	↗
	Whop	Sell access, communities, products	Free	↗
	Kajabi	All-in-one course/membership	Paid	↗
	Shopify	Ecommerce store	Paid	↗
	Skool	Paid communities + courses	Paid	↗
	Stan Store	Link-in-bio storefront	Paid	↗

Money tip

Stack the **free** tools first. Only pay once a tool is directly making or saving you money.

TABLE OF CONTENTS

- 01 Who This Guide Is For
- 02 Business Snapshot
- 03 Problem This Business Solves
- 04 Who Pays For It
- 05 The Offer That Actually Sells
- 06 Startup Cost — Real Breakdown
- 07 Skill Requirements
- 08 Step-by-Step Launch Plan
- 09 First 7 Days
- 10 First 30 Days
- 11 Insider Secrets & Shortcuts
- 12 How To Find Your First Customers
- 13 Copy/Paste Outreach Script
- 14 Pricing Model
- 15 Upsell Ideas
- 16 Risks / Legal / Compliance
- 17 Source Notes
- 18 Resources, Certifications & Direct Links
- 19 Tool Stack — Organized by Category

THE JOBHACKI ARSENAL

This guide is 1% of what members get

The community unlocks the tools that do the heavy lifting for you:



OmniCut

Upload any video — get back a timestamped, cut-by-cut edit blueprint: hooks, vocal cues, effects and animation calls, all mapped to the viral frameworks behind our own content. You (or your AI editor) just follow the map.



JobHacki Resume Builder

Our exact one-page, recruiter-tested template — auto-built from your LinkedIn in minutes, exported as an editable doc + PDF.



JobHacki Readiness Simulator

Paste any job link. Get tested on what the role actually requires, see your readiness score, and get the fastest study path to close the gaps.



Atlas Directory

Every guide and career path we publish — refreshed by 24/7 AI researchers so you never act on stale info.

[Join the JobHacki Community →](#)

Join free today — founding-member pricing locks in before the tools go paid.

WHAT EACH TOOL ACTUALLY DOES



OmniCut

OmniCut watches your entire video the way an elite editor would — every frame, the full transcript, your offer and what you're actually selling — then runs it through the viral frameworks behind our own content. What you get back is a timestamped editing score: your video chopped into 10-second sequences, each with exact vocal cues, audio cues, effect calls and animation directions. Copy a sequence, paste it into Gemini Omni, and generate that cut — then the next, then the next, until the whole edit is done. Runs as a custom GPT inside ChatGPT (you'll need a ChatGPT account), purpose-built for Gemini Omni video editing the day it drops.



JobHacki Resume Builder

Drop in your LinkedIn (or paste your experience) and it rebuilds everything into the exact one-page format we use: tight summary line, education with the details recruiters scan for, metric-driven experience bullets, and the 10-category skills stack that beats ATS keyword filters. Out comes a polished PDF plus a fully editable doc — change any line later without starting over. Single-industry and multi-industry versions included.



JobHacki Readiness Simulator

Paste a real job posting link. The simulator breaks down what that role actually demands — skills, tools, terminology, scenarios — and tests you on it: multiple choice, written answers, even voice roleplay for interviews and sales calls. You get a Readiness Score out of 100 across skill match, tool match, communication and interview readiness, plus the exact study plan to close your gaps — linked straight to the guides, certs and resources that fix them.



Atlas Directory

The full living library: 100+ grounded, step-by-step playbooks across AI businesses, careers, trades, healthcare paths and side income — every one built from people who actually did it, never theory. Our AI researchers monitor hundreds of creators and sources around the clock, so tools, pay data and methods stay current. Search it, filter it, read online or download any guide as a PDF.

   jobhacki.com

Created by JobHacki · @jobhacki · JobHacki Community · Version 2026

Income figures in this guide are source-reported or estimates from real creators and practitioners — not guarantees. Income depends on location, skill, speed, and demand. Verify pay rates and offers before applying or buying.