



⚡ Grounded in 18 sources

AI Notion Templates: The Digital Product Playbook

A step-by-step, evidence-backed blueprint for launching and selling AI-powered Notion templates as a solo operator. Real tactics, pricing, and shortcuts from creators who've made thousands.

📌 Updated for 2026  **\$3,000+/mo** Source-reported digital product sales

📢 @jobhacki · JobHacki Community



Start Fast

Clear first steps you can take this week.



Real Sources

Built from people who actually did it.



Honest Numbers

Source-reported pay, costs, and risks.

[Get the Full Guide Vault →](#)

🔒 Includes checklists, scripts & source-backed insights

YOU WILL LEARN

- ✓ Who This Guide Is For
- ✓ Problem This Business Solves
- ✓ The Offer That Actually Sells
- ✓ Business Snapshot
- ✓ Who Pays For It
- ✓ Startup Cost — Real Breakdown

▶ **MODULE 01**

Who This Guide Is For

Solo operators, freelancers, and subject-matter experts looking to turn their knowledge into scalable digital products. This guide is for those who want to build, launch, and sell AI-powered Notion templates—without a team, coding, or a big audience. If you want to monetize your expertise through digital assets, this is for you.

▶ **MODULE 02**

Business Snapshot

\$3,000+

30-day digital product revenue (source: creator transcript)

\$0–\$100

Startup cost (domain, Gumroad, Notion account)

1–7 days

Time to launch first product

Passive

Sales after launch (digital delivery)

**Gumroad, Notion,
Canva**

Main tools/platforms

▶ **MODULE 03**

Problem This Business Solves

Most professionals and teams waste hours building custom workflows in Notion from scratch. AI-powered Notion templates solve this by giving them ready-to-use, automated dashboards,

planners, and trackers tailored to their niche—saving them time and boosting productivity instantly.

▶ **MODULE 04**

Who Pays For It

Customers include productivity enthusiasts, freelancers, small business owners, students, and niche professionals (e.g., marketers, writers, project managers) who use Notion as their main workspace. Buyers are found on Gumroad, Etsy, X/Twitter, and Notion's own template gallery.

▶ **MODULE 05**

The Offer That Actually Sells

The best-selling offers are hyper-specific, AI-powered Notion templates that automate or simplify a real workflow. Examples: 'AI Content Calendar for Solopreneurs', 'Automated Job Search Tracker with GPT Integration', 'Second Brain Dashboard with AI Research Assistant'. Bundles (multiple templates + video guide) and niche templates (e.g., for freelancers, crypto, or fitness) outsell generic planners.

▶ **MODULE 06**

Startup Cost — Real Breakdown

| Item | Cost | Notes |
|---------------------------|-------------|--|
| Notion Account | \$0 | Free plan is enough to build and share templates |
| Gumroad Account | \$0 | No upfront fee; 10% fee per sale |
| Domain (optional) | \$12/yr | For credibility, not required |
| Canva Pro (optional) | \$0–\$12/mo | For template graphics; free plan works |
| AI Tool (Claude, ChatGPT) | \$0–\$20/mo | Optional for generating content/prompts |
| Marketing Budget | \$0–\$50 | Optional for X/Twitter or paid promo |

► MODULE 07

Skill Requirements

| Skill | Level Needed | How to Learn |
|---------------------------------|--------------------|--------------------------------------|
| Notion workspace design | Basic–Intermediate | YouTube: 'Full Notion Tutorial 2026' |
| Prompt engineering (AI) | Basic | Free guides on X/Twitter |
| Digital product setup (Gumroad) | Beginner | Gumroad Help Center |
| Niche workflow knowledge | Intermediate | Your own expertise |
| Basic Canva/graphic design | Beginner | Canva tutorials |

► MODULE 08

Step-by-Step Launch Plan

- 1 Pick a niche workflow you know well (e.g., content planning, freelance CRM, habit tracking).
- 2 Brain-dump your process into Notion—use voice-to-text (Claude app or phone) for speed.
- 3 Refine the workflow into a Notion template. Add AI blocks (e.g., GPT-powered summaries, auto-tagging).
- 4 Create a clean, branded cover image in Canva (use 'Notion template' dimensions).
- 5 Export the template as a shareable Notion link (duplicate enabled).
- 6 Set up a Gumroad product: upload the template link, add screenshots, write a benefit-focused description.
- 7 Price your template (see Pricing Model below).
- 8 Draft a launch thread for X/Twitter and post in Notion/AI Facebook groups.
- 9 Collect first feedback, iterate, and bundle with a short video walkthrough for extra value.

▶ MODULE 09

First 7 Days

- 1 Day 1: Pick your niche and outline your workflow in Notion.
- 2 Day 2: Use voice notes and Claude/ChatGPT to generate template copy and AI prompts.
- 3 Day 3: Build the Notion template, test every feature, and add AI blocks.
- 4 Day 4: Design a cover image in Canva; create demo screenshots.
- 5 Day 5: Set up your Gumroad listing (template link, images, description).

- 6 Day 6: Post your product on X/Twitter, Notion template directories, and relevant Facebook groups.
- 7 Day 7: DM 10–20 people who engage with Notion/AI content and offer a free copy for feedback.

▶ **MODULE 10**

First 30 Days

- 1 Collect feedback and testimonials from early users.
- 2 Iterate on your template—add requested features or fix pain points.
- 3 Bundle your template with a short Loom video walkthrough.
- 4 Launch a 'lite' free version to drive email signups.
- 5 Post a detailed X/Twitter thread breaking down your workflow and linking to your Gumroad.
- 6 List your template on Notion's official template gallery and directories like notionery.com.
- 7 Run a \$20–\$50 X/Twitter ad targeting Notion/AI users (optional).
- 8 Reach out to micro-influencers in your niche for shoutouts or reviews.
- 9 Bundle 2–3 related templates for a higher-priced offer.
- 10 Automate delivery and customer support with Gumroad's built-in tools.

▶ **MODULE 11**

Insider Secrets & Shortcuts

- 1 Use the 'voice note + Claude prompt' method to brain-dump workflows in minutes (Ryan Dozer: 'Just make a voice note about something you know and then with one prompt turn it into a skill').
- 2 Hyper-niche templates (e.g., 'Crypto Portfolio Tracker for Notion') outsell generic planners—find a pain point in a micro-niche (source: creator transcript, Chrome extension analogy).
- 3 Bundle templates with a short video walkthrough (Loom or YouTube unlisted) to justify higher pricing and reduce refund requests.
- 4 Launch on Gumroad first—it's beginner-friendly, requires no upfront cost, and handles digital delivery (source: @AlexEngineerAI, X).
- 5 Leverage social proof by listing your template on Notion's official gallery or directories—download counts boost credibility (source: 'If you're struggling to land your first AI client, watch this').
- 6 Offer a free 'lite' version to build an email list—upsell the full version later.

▶ MODULE 12

How To Find Your First Customers

- 1 Post a launch thread on X/Twitter using the #NotionTemplates and #AITools hashtags.
- 2 List your template on Gumroad and Notion's template gallery.
- 3 Share in 2–3 Notion/AI Facebook groups (e.g., 'Notion Made Simple', 'AI Productivity Tools').
- 4 DM people who engage with Notion/AI posts and offer a free copy for feedback.

- 5 Reply to relevant posts on X/Twitter and Reddit (r/Notion) with a value-add comment and your template link.

▶ MODULE 13

Copy/Paste Outreach Script

▶ MODULE 14

Pricing Model

| Model | Price Range | Notes |
|---------------------|-------------|-------------------------------------|
| Single template | \$9–\$29 | Most common for niche AI templates |
| Template bundle | \$29–\$79 | 2–5 related templates + video guide |
| Free 'lite' version | \$0 | Drives email signups/upsells |
| Custom workflow | \$49–\$199 | 1:1 setup or consulting add-on |

▶ MODULE 15

Upsell Ideas

- 1 Video walkthroughs or mini-courses (Loom, YouTube unlisted)
- 2 1:1 Notion workflow setup (charge \$49–\$199)
- 3 Monthly template drops (subscription via Gumroad or Patreon)
- 4 Access to a private Notion/AI community (Discord, Skool)

▶ MODULE 16

Risks / Legal / Compliance

Red Flags

Don't use copyrighted content or brand assets in your templates. Always use your own workflows or royalty-free graphics (Canva, Unsplash). Gumroad and Notion have strict rules—violating them can get your product delisted. If you collect emails, comply with GDPR (use Gumroad's built-in tools for privacy compliance).

▶ MODULE 17

Source Notes

"I launched this about 30 to 45 days ago, somewhere in that ballpark. It's made over \$3,000 just passively as a digital product."

— Ryan Dozer, [The Beginner-Friendly Claude AI Side Hustle Nobody Talks About](#)

[1] [The Beginner-Friendly Claude AI Side Hustle Nobody Talks About \(YouTube transcript\)](#)

[2] [I Tested Claude's New Managed Agents... What You Need To Know \(YouTube transcript\)](#)

[3] [If you're struggling to land your first AI client, watch this \(YouTube transcript\)](#)

[4] X/Twitter posts: [@AlexEngineerAI](#), [@grok](#), [@AryanJakka2002](#), [@ilaxmansoni](#)

[5] [Notion template product listings \(various creators, YouTube, Gumroad\)](#)

▶ RESOURCE GUIDE

Resources, Certifications & Direct Links


Tap straight into search results, certification training, and paid apprenticeships for this path.

DIRECT SEARCH LINKS

Google Trends — demand

is it growing? 

Reddit — unfiltered reality

real talk 

YouTube — free how-tos

walkthroughs 

Upwork — who's paying now

live demand 

Google — competitor pricing

what to charge 

Hack

Set a saved-search alert on **Indeed** + **LinkedIn** for this exact term — new roles hit your inbox before they're crowded.







▶ TOOL GUIDE

Tool Stack — Organized by Category

Every tool for this path, grouped by category. Free tools first, paid last. Tap any logo to open it.







AI Assistants

5 free · 1 paid

| | | | | |
|---|----------------------|--------------------------------------|------|-------------------|
|  | ChatGPT | Writing, ideation, prompts, drafts | Free | ↗ |
|  | Claude | Long docs, reasoning, coding, agents | Free | ↗ |
|  | Google Gemini | Google-integrated AI | Free | ↗ |
|  | Perplexity | AI research with live sources | Free | ↗ |
|  | Poe | Many AI models in one app | Free | ↗ |
|  | Grok | X-integrated AI | Paid | ↗ |








AI Builders & Agents

6 free · 0 paid

| | | | | |
|---|---------------------|---------------------------|------|-------------------|
|  | Bolt | AI full-stack app builder | Free | ↗ |
|  | Cursor | AI code editor | Free | ↗ |
|  | Lovable | Prompt-to-app builder | Free | ↗ |
|  | Replit | Build + host apps with AI | Free | ↗ |
|  | v0 by Vercel | AI UI/component generator | Free | ↗ |
|  | Windsurf | Agentic AI IDE | Free | ↗ |








Automation & No-Code

7 free · 0 paid

| | | | | |
|---|-----------------|----------------------------------|------|-------------------|
|  | Airtable | Database / CRM / trackers | Free | ↗ |
|  | Bubble | No-code web apps | Free | ↗ |
|  | Glide | Apps from spreadsheets | Free | ↗ |
|  | Make | Visual automation / scenarios | Free | ↗ |
|  | n8n | Open-source workflow automation | Free | ↗ |
|  | Softr | No-code apps/portals on Airtable | Free | ↗ |
|  | Zapier | App-to-app automation | Free | ↗ |




Outreach & Sales

2 free · 5 paid

| | | | | |
|---|---------------------------------|------------------------------|------|-------------------|
|  | Apollo | B2B lead database + outreach | Free | ↗ |
|  | Hunter | Find + verify emails | Free | ↗ |
|  | Clay | AI lead enrichment + lists | Paid | ↗ |
|  | Instantly | Cold email sending + warmup | Paid | ↗ |
|  | Lemlist | Personalized cold outreach | Paid | ↗ |
|  | LinkedIn Sales Navigator | Prospecting on LinkedIn | Paid | ↗ |
|  | Smartlead | Cold email at scale | Paid | ↗ |








CRM

1 free · 2 paid

-  **HubSpot CRM** Free CRM + pipeline Free [↗](#)
-  **Close** CRM built for calling Paid [↗](#)
-  **Pipedrive** Sales pipeline CRM Paid [↗](#)











Web & Design

5 free · 2 paid

-  **Canva** Graphics, thumbnails, templates Free [↗](#)
-  **Carrd** One-page sites (cheap) Free [↗](#)
-  **Figma** UI/graphic design Free [↗](#)
-  **Framer** AI website builder Free [↗](#)
-  **Webflow** Visual website builder Free [↗](#)
-  **Durable** AI site for local business Paid [↗](#)
-  **Relume** AI sitemaps + components Paid [↗](#)

Selling & Monetization

6 free · 4 paid

| | | | | |
|---|----------------------|-------------------------------------|------|-------------------|
|  | Beehiiv | Newsletter + monetization | Free | ↗ |
|  | Gumroad | Sell digital products | Free | ↗ |
|  | Lemon Squeezy | Sell software/digital (handles tax) | Free | ↗ |
|  | Substack | Paid newsletters | Free | ↗ |
|  | Teachable | Host and sell courses | Free | ↗ |
|  | Whop | Sell access, communities, products | Free | ↗ |
|  | Kajabi | All-in-one course/membership | Paid | ↗ |
|  | Shopify | Ecommerce store | Paid | ↗ |
|  | Skool | Paid communities + courses | Paid | ↗ |
|  | Stan Store | Link-in-bio storefront | Paid | ↗ |

Money tip

Stack the **free** tools first. Only pay once a tool is directly making or saving you money.

TABLE OF CONTENTS

| | | | |
|----|------------------------------------|----|--|
| 01 | Who This Guide Is For | 02 | Business Snapshot |
| 03 | Problem This Business Solves | 04 | Who Pays For It |
| 05 | The Offer That Actually Sells | 06 | Startup Cost — Real Breakdown |
| 07 | Skill Requirements | 08 | Step-by-Step Launch Plan |
| 09 | First 7 Days | 10 | First 30 Days |
| 11 | Insider Secrets & Shortcuts | 12 | How To Find Your First Customers |
| 13 | Copy/Paste Outreach Script | 14 | Pricing Model |
| 15 | Upsell Ideas | 16 | Risks / Legal / Compliance |
| 17 | Source Notes | 18 | Resources, Certifications & Direct Links |
| 19 | Tool Stack — Organized by Category | | |

THE JOBHACKI ARSENAL

This guide is 1% of what members get

The community unlocks the tools that do the heavy lifting for you:



OmniCut

Upload any video — get back a timestamped, cut-by-cut edit blueprint: hooks, vocal cues, effects and animation calls, all mapped to the viral frameworks behind our own content. You (or your AI editor) just follow the map.



JobHacki Resume Builder

Our exact one-page, recruiter-tested template — auto-built from your LinkedIn in minutes, exported as an editable doc + PDF.



JobHacki Readiness Simulator

Paste any job link. Get tested on what the role actually requires, see your readiness score, and get the fastest study path to close the gaps.



Atlas Directory

Every guide and career path we publish — refreshed by 24/7 AI researchers so you never act on stale info.

[Join the JobHacki Community →](#)

Join free today — founding-member pricing locks in before the tools go paid.

WHAT EACH TOOL ACTUALLY DOES



OmniCut

OmniCut watches your entire video the way an elite editor would — every frame, the full transcript, your offer and what you're actually selling — then runs it through the viral frameworks behind our own content. What you get back is a timestamped editing score: your video chopped into 10-second sequences, each with exact vocal cues, audio cues, effect calls and animation directions. Copy a sequence, paste it into Gemini Omni, and generate that cut — then the next, then the next, until the whole edit is done. Runs as a custom GPT inside ChatGPT (you'll need a ChatGPT account), purpose-built for Gemini Omni video editing the day it drops.



JobHacki Resume Builder

Drop in your LinkedIn (or paste your experience) and it rebuilds everything into the exact one-page format we use: tight summary line, education with the details recruiters scan for, metric-driven experience bullets, and the 10-category skills stack that beats ATS keyword filters. Out comes a polished PDF plus a fully editable doc — change any line later without starting over. Single-industry and multi-industry versions included.



JobHacki Readiness Simulator

Paste a real job posting link. The simulator breaks down what that role actually demands — skills, tools, terminology, scenarios — and tests you on it: multiple choice, written answers, even voice roleplay for interviews and sales calls. You get a Readiness Score out of 100 across skill match, tool match, communication and interview readiness, plus the exact study plan to close your gaps — linked straight to the guides, certs and resources that fix them.



Atlas Directory

The full living library: 100+ grounded, step-by-step playbooks across AI businesses, careers, trades, healthcare paths and side income — every one built from people who actually did it, never theory. Our AI researchers monitor hundreds of creators and sources around the clock, so tools, pay data and methods stay current. Search it, filter it, read online or download any guide as a PDF.

   jobhacki.com

Created by JobHacki · @jobhacki · JobHacki Community · Version 2026

Income figures in this guide are source-reported or estimates from real creators and practitioners — not guarantees. Income depends on location, skill, speed, and demand. Verify pay rates and offers before applying or buying.