



⚡ Grounded in 12 sources

AI No Code Business: The Real Playbook

How operators are building recurring revenue businesses with AI-powered, no-code automations, using real tools and frameworks actual creators use. No hype, just the exact steps, costs, and scripts.

📌 Updated for 2026

📄 **\$300-\$6,000/mo/client (source-reported)** Typical recurring revenue per client for AI automation agencies

📢 @jobhacki · JobHacki Community



Start Fast

Clear first steps you can take this week.



Real Sources

Built from people who actually did it.



Honest Numbers

Source-reported pay, costs, and risks.

[Get the Full Guide Vault →](#)

🔒 Includes checklists, scripts & source-backed insights

YOU WILL LEARN

- Who This Guide Is For
- Problem This Business Solves
- The Offer That Actually Sells
- Business Snapshot
- Who Pays For It
- Startup Cost — Real Breakdown

Who This Guide Is For

This guide is for operators, freelancers, and small agency founders who want to build a real business selling AI-powered automations and 'talking websites' to local businesses—without writing code. If you want to offer done-for-you AI systems (like AI receptionists, video content workflows, or lead capture bots) and get paid monthly, this is for you. Not for job seekers or those looking for a traditional employer role.

Business Snapshot

**\$300–
\$6,000/mo/client**

Reported recurring revenue per client (source: multiple creators)

\$0–\$200

Startup cost (most tools offer free trials or \$10–\$20/mo plans)

1–7 days

Time to first working demo (using n8n, HighLevel, Claude Code, or Google AI Studio)

1–3 clients

Typical first-month client count (via warm network/referrals)

No coding

Skill required (all tools are no-code/low-code)

Problem This Business Solves

Most small businesses leak leads and revenue because their websites don't engage visitors, follow up with leads, or automate routine customer interactions. 97% of website visitors leave without converting (source: 'Talking Websites' transcript). Business owners lose money on traffic, miss calls, and have no system for capturing or nurturing leads—especially after hours.

▶ **MODULE 04**

Who Pays For It

Local businesses that depend on inbound calls, leads, or appointments—think dentists, auto repair shops, contractors, med spas, law firms, and more. These owners pay for AI-powered automations that capture more leads, follow up automatically, and convert more website visitors. Typical buyers are not tech-savvy and want a done-for-you solution.

▶ **MODULE 05**

The Offer That Actually Sells

The most in-demand offer is a done-for-you AI system that installs on a business's website or phone system and automates lead capture, follow-up, and appointment booking. Examples:

- AI receptionist (answers calls 24/7, books appointments, follows up with leads)
- 'Talking website' widget (engages visitors, answers questions, captures contact info)
- Automated review request system (boosts Google reviews)

These are typically packaged as a monthly subscription (\$300–\$500/mo for basic, \$1,000–\$6,000/mo for high-ticket niches or more complex automations).

▶ **MODULE 06**

Startup Cost — Real Breakdown

| Tool/Service | Cost | Notes |
|-----------------------------------|-------------------|---|
| n8n (automation builder) | Free– \$20/mo | 14-day free trial, no credit card required |
| HighLevel (agency CRM/automation) | \$97– \$297/mo | Agency plan, but can start with trial |
| Claude Code (agentic workflows) | Free– \$20/mo | Official plugin, no-code setup |
| Google AI Studio | Free | Only pay if you deploy at scale |
| Nano Banana (image AI) | Free– \$10/mo | Pay per API call after free tier |
| Domain + basic site hosting | \$10–\$20/mo | Optional, for your agency site |
| Phone number (for AI agent) | \$1–\$5/mo | Twilio, Plivo, or built-in to some platforms |
| Total to launch | \$0–\$200 | Most start with free trials, first paid client covers costs |

► MODULE 07

Skill Requirements

| Skill | Level Needed | How to Learn |
|--|--------------|---|
| No-code automation (n8n, HighLevel, Claude Code) | Beginner | YouTube tutorials, built-in templates |
| Prompt writing (for AI agents) | Beginner | Use ready-made prompt templates (see below) |
| Basic client communication | Beginner | Copy/paste outreach script provided |
| Connecting APIs (copy/paste keys) | Beginner | Step-by-step in-app guides |
| Troubleshooting errors | Beginner | Follow error messages, check support docs |

▶ MODULE 08

Step-by-Step Launch Plan

- 1 Pick your main tool: n8n, HighLevel, Claude Code, or Google AI Studio (all have free trials).
- 2 Sign up and follow the onboarding to create your workspace (e.g., n8n.io > Start Free 14-Day Trial).
- 3 Choose a proven template (e.g., AI receptionist, talking website, Instagram carousel machine).
- 4 Connect required APIs (e.g., OpenAI, Nano Banana, Google) using the platform's credential setup.
- 5 Customize the workflow: update prompts, business info, and branding for your target.

client.

- 6 Test the automation end-to-end using the platform's built-in chat or test mode.
- 7 Prepare a simple landing page or Google Doc explaining your offer and pricing.
- 8 Reach out to your warm network for referrals using the provided script.
- 9 Deliver the first automation for a client (free or discounted for proof/case study).
- 10 Collect testimonial and before/after results to use in future sales.

▶ **MODULE 09**

First 7 Days

- 1 Day 1: Sign up for your chosen no-code tool and complete onboarding.
- 2 Day 2: Import a ready-made template (e.g., AI receptionist in HighLevel, Instagram carousel in n8n).
- 3 Day 3: Connect required APIs (OpenAI, Google, Nano Banana) using the tool's credential wizard.
- 4 Day 4: Customize prompts and branding for a specific business niche (e.g., auto repair, dentist).
- 5 Day 5: Test the workflow with real inputs (e.g., simulate a customer call or website visit).
- 6 Day 6: Prepare a simple landing page or Google Doc outlining your offer.
- 7 Day 7: Send outreach messages to 10–20 contacts in your warm network asking for referrals.

▶ **MODULE 10**

First 30 Days

- 1 Get 1–3 clients from referrals or your own network (most creators report this is typical).
- 2 Install and customize the automation for each client (using templates, minimal manual work).
- 3 Collect and document real results (e.g., number of leads captured, calls answered, reviews generated).
- 4 Ask for permission to use results as a case study/testimonial.
- 5 Set up recurring billing (Stripe, PayPal, or via HighLevel/your CRM).
- 6 Refine your offer and workflow based on client feedback.
- 7 Begin light cold outreach or run a simple ad if needed (optional, most early clients come from referrals).

▶ MODULE 11

Insider Secrets & Shortcuts

- 1 Use HighLevel for AI receptionist and follow-up automations—it's all pre-built, no coding needed. Most creators charge \$300–\$500/mo per client (source: 'Get Your First Agency Clients as a Beginner').
- 2 For Instagram content automation, use the n8n + Nano Banana + Blotato workflow. The creator shares a free template that splits prompts into arrays for carousel posts (source: 'I Built a Viral Instagram Carousel Machine').
- 3 In Claude Code, install the official 'claude-code-setup' plugin to unlock agentic workflows—no manual API calls or error fixing (source: @Suryanshti777).
- 4 When connecting Google Docs or Sheets to your AI agent, follow the exact steps: create a Google Cloud project, set up OAuth consent, and use the redirect URL from your

workflow (source: 'Create a Telegram AI Agent for Customer Support with n8n').

5 Don't waste time perfecting prompts—just describe what you want in plain English. Even poorly worded prompts work; tweak as you go (source: 'How To Make Money by Building Simple Apps for Businesses (AI + No-Code)').

6 For fast client proof, offer the first automation free or discounted in exchange for a testimonial and permission to use results as a case study (source: 'Get Your First Agency Clients as a Beginner').

▶ **MODULE 12**

How To Find Your First Customers

Start with your warm network: past coworkers, friends, family, businesses you use (barber, dentist, auto shop). Make a list from your phone and email contacts. Ask for referrals, not direct sales. This approach consistently lands 1–3 clients in the first month (source: 'Get Your First Agency Clients as a Beginner').

For cold outreach, target businesses with high-ticket services and low website conversion (contractors, med spas, law firms). Use the 'talking website' angle—most have never seen it.

▶ **MODULE 13**

Copy/Paste Outreach Script

▶ **MODULE 14**

Pricing Model

| Service | Typical Monthly Fee | Setup Fee | Notes |
|-------------------------------------|---------------------|------------------|------------------------------------|
| AI receptionist (calls, follow-up) | \$300–\$500 | \$0–\$500 | Recurring, most common entry offer |
| Talking website/AI chat widget | \$500–\$1,500 | \$500–\$2,000 | Higher for high-ticket niches |
| Custom automations (video, content) | \$1,000–\$6,000 | \$1,000+ | Complex or multi-channel setups |
| Review automation | \$200–\$400 | \$0–\$200 | Add-on or bundled |
| Website build + AI | \$2,000–\$6,000 | \$2,000–\$10,000 | High-ticket, includes full site |

▶ MODULE 15

Upsell Ideas

- 1 Add automated review requests to boost Google rankings.
- 2 Offer AI-powered video content generation (using Sora2 or Nano Banana workflows).
- 3 Bundle website redesign with AI chat widget for higher upfront fees.
- 4 Set up automated SMS/email follow-up sequences for leads.
- 5 Provide monthly analytics/reporting as a premium add-on.

▶ MODULE 16

Risks / Legal / Compliance

Red Flags & Compliance

Always get client permission before using their data or results in case studies. Disclose if calls are recorded or AI is used in customer interactions (required in some states/countries). Avoid handling sensitive data (medical, legal) unless your automation and provider are compliant (e.g., HIPAA for health). Some platforms require a payment method even for free trials (e.g., Retail AI for voice agents).

► MODULE 17

Source Notes

“Most of the services that you’re going to offer are copy and paste automations inside software like HighLevel. You set it up once, the software runs it automatically, and the business owner pays you \$300 to \$500 a month because it helps them make more money.”

— **Get Your First Agency Clients as a Beginner**

- [1] Create a Telegram AI Agent for Customer Support with n8n (YouTube transcript)
- [2] Sora2 and Veo 3.1 - EASIEST Way to Automate AI Video Creation with n8n
- [3] How to Create a Voice Call AI Agent with n8n
- [4] Get Your First Agency Clients as a Beginner (Zero Cold Calling, Zero Ads)
- [5] You Can Now Build Apps for Free With Google AI Studio (w/ Google Insider)
- [6] I Built a Viral Instagram Carousel Machine (n8n + Nanobanana + Blotato)
- [7] How To Make Money by Building Simple Apps for Businesses (AI + No-Code)
- [8] “Talking Websites” are the easiest path to \$10k/mo in 2026

[9] From Zero to Your First Agentic AI Workflow in 26 Minutes (Claude Code)

[10] X posts from @Suryanshti777, @googledevs, @Defi_Scribbler, @vivopt

▶ RESOURCE GUIDE

Resources, Certifications & Direct Links

Tap straight into search results, certification training, and paid apprenticeships for this path.

🔍 DIRECT SEARCH LINKS

Google Trends — demand

is it growing? ↗

Reddit — unfiltered reality

real talk ↗

YouTube — free how-tos

walkthroughs ↗

Upwork — who's paying now

live demand ↗

Google — competitor pricing

what to charge ↗

Hack

Set a saved-search alert on [Indeed](#) + [LinkedIn](#) for this exact term — new roles hit your inbox before they're crowded.







▶ TOOL GUIDE

Tool Stack — Organized by Category

Every tool for this path, grouped by category. Free tools first, paid last. Tap any logo to open







AI Assistants

5 free · 1 paid

| | | | | |
|---|----------------------|--------------------------------------|------|-------------------|
|  | ChatGPT | Writing, ideation, prompts, drafts | Free | ↗ |
|  | Claude | Long docs, reasoning, coding, agents | Free | ↗ |
|  | Google Gemini | Google-integrated AI | Free | ↗ |
|  | Perplexity | AI research with live sources | Free | ↗ |
|  | Poe | Many AI models in one app | Free | ↗ |
|  | Grok | X-integrated AI | Paid | ↗ |








AI Builders & Agents

6 free · 0 paid

| | | | | |
|---|---------------------|---------------------------|------|-------------------|
|  | Bolt | AI full-stack app builder | Free | ↗ |
|  | Cursor | AI code editor | Free | ↗ |
|  | Lovable | Prompt-to-app builder | Free | ↗ |
|  | Replit | Build + host apps with AI | Free | ↗ |
|  | v0 by Vercel | AI UI/component generator | Free | ↗ |
|  | Windsurf | Agentic AI IDE | Free | ↗ |








Automation & No-Code

7 free · 0 paid

| | | | | |
|---|-----------------|----------------------------------|------|-------------------|
|  | Airtable | Database / CRM / trackers | Free | ↗ |
|  | Bubble | No-code web apps | Free | ↗ |
|  | Glide | Apps from spreadsheets | Free | ↗ |
|  | Make | Visual automation / scenarios | Free | ↗ |
|  | n8n | Open-source workflow automation | Free | ↗ |
|  | Softr | No-code apps/portals on Airtable | Free | ↗ |
|  | Zapier | App-to-app automation | Free | ↗ |




Outreach & Sales

2 free · 5 paid

| | | | | |
|---|---------------------------------|------------------------------|------|-------------------|
|  | Apollo | B2B lead database + outreach | Free | ↗ |
|  | Hunter | Find + verify emails | Free | ↗ |
|  | Clay | AI lead enrichment + lists | Paid | ↗ |
|  | Instantly | Cold email sending + warmup | Paid | ↗ |
|  | Lemlist | Personalized cold outreach | Paid | ↗ |
|  | LinkedIn Sales Navigator | Prospecting on LinkedIn | Paid | ↗ |
|  | Smartlead | Cold email at scale | Paid | ↗ |








CRM

1 free · 2 paid

-  **HubSpot CRM** Free CRM + pipeline Free [↗](#)
-  **Close** CRM built for calling Paid [↗](#)
-  **Pipedrive** Sales pipeline CRM Paid [↗](#)











Web & Design

5 free · 2 paid

-  **Canva** Graphics, thumbnails, templates Free [↗](#)
-  **Carrd** One-page sites (cheap) Free [↗](#)
-  **Figma** UI/graphic design Free [↗](#)
-  **Framer** AI website builder Free [↗](#)
-  **Webflow** Visual website builder Free [↗](#)
-  **Durable** AI site for local business Paid [↗](#)
-  **Relume** AI sitemaps + components Paid [↗](#)

Selling & Monetization

6 free · 4 paid

| | | | | |
|---|----------------------|-------------------------------------|------|-------------------|
|  | Beehiiv | Newsletter + monetization | Free | ↗ |
|  | Gumroad | Sell digital products | Free | ↗ |
|  | Lemon Squeezy | Sell software/digital (handles tax) | Free | ↗ |
|  | Substack | Paid newsletters | Free | ↗ |
|  | Teachable | Host and sell courses | Free | ↗ |
|  | Whop | Sell access, communities, products | Free | ↗ |
|  | Kajabi | All-in-one course/membership | Paid | ↗ |
|  | Shopify | Ecommerce store | Paid | ↗ |
|  | Skool | Paid communities + courses | Paid | ↗ |
|  | Stan Store | Link-in-bio storefront | Paid | ↗ |

Money tip

Stack the **free** tools first. Only pay once a tool is directly making or saving you money.

TABLE OF CONTENTS

| | | | |
|----|------------------------------------|----|--|
| 01 | Who This Guide Is For | 02 | Business Snapshot |
| 03 | Problem This Business Solves | 04 | Who Pays For It |
| 05 | The Offer That Actually Sells | 06 | Startup Cost — Real Breakdown |
| 07 | Skill Requirements | 08 | Step-by-Step Launch Plan |
| 09 | First 7 Days | 10 | First 30 Days |
| 11 | Insider Secrets & Shortcuts | 12 | How To Find Your First Customers |
| 13 | Copy/Paste Outreach Script | 14 | Pricing Model |
| 15 | Upsell Ideas | 16 | Risks / Legal / Compliance |
| 17 | Source Notes | 18 | Resources, Certifications & Direct Links |
| 19 | Tool Stack — Organized by Category | | |

THE JOBHACKI ARSENAL

This guide is 1% of what members get

The community unlocks the tools that do the heavy lifting for you:



OmniCut

Upload any video — get back a timestamped, cut-by-cut edit blueprint: hooks, vocal cues, effects and animation calls, all mapped to the viral frameworks behind our own content. You (or your AI editor) just follow the map.



JobHacki Resume Builder

Our exact one-page, recruiter-tested template — auto-built from your LinkedIn in minutes, exported as an editable doc + PDF.



JobHacki Readiness Simulator

Paste any job link. Get tested on what the role actually requires, see your readiness score, and get the fastest study path to close the gaps.




Atlas Directory

Every guide and career path we publish — refreshed by 24/7 AI researchers so you never act on stale info.

[Join the JobHacki Community →](#)

Join free today — founding-member pricing locks in before the tools go paid.

WHAT EACH TOOL ACTUALLY DOES



OmniCut

OmniCut watches your entire video the way an elite editor would — every frame, the full transcript, your offer and what you're actually selling — then runs it through the viral frameworks behind our own content. What you get back is a timestamped editing score: your video chopped into 10-second sequences, each with exact vocal cues, audio cues, effect calls and animation directions. Copy a sequence, paste it into Gemini Omni, and generate that cut — then the next, then the next, until the whole edit is done. Runs as a custom GPT inside ChatGPT (you'll need a ChatGPT account), purpose-built for Gemini Omni video editing the day it drops.



JobHacki Resume Builder

Drop in your LinkedIn (or paste your experience) and it rebuilds everything into the exact one-page format we use: tight summary line, education with the details recruiters scan for, metric-driven experience bullets, and the 10-category skills stack that beats ATS keyword filters. Out comes a polished PDF plus a fully editable doc — change any line later without starting over. Single-industry and multi-industry versions included.



JobHacki Readiness Simulator

Paste a real job posting link. The simulator breaks down what that role actually demands — skills, tools, terminology, scenarios — and tests you on it: multiple choice, written answers, even voice roleplay for interviews and sales calls. You get a Readiness Score out of 100 across skill match, tool match, communication and interview readiness, plus the exact study plan to close your gaps — linked straight to the guides, certs and resources that fix them.



Atlas Directory

The full living library: 100+ grounded, step-by-step playbooks across AI businesses, careers, trades, healthcare paths and side income — every one built from people who actually did it, never theory. Our AI researchers monitor hundreds of creators and sources around the clock, so tools, pay data and methods stay current. Search it, filter it, read online or download any guide as a PDF.

   jobhacki.com

Created by JobHacki · @jobhacki · JobHacki Community · Version 2026

Income figures in this guide are source-reported or estimates from real creators and practitioners — not guarantees. Income depends on location, skill, speed, and demand. Verify pay rates and offers before applying or buying.