



⚡ Grounded in 10+ sources

AI Digital Products: The Real Playbook

A step-by-step, evidence-backed guide to launching and scaling an AI digital products business—packed with specific tools, frameworks, and shortcuts actual creators use to get paid.

📌 Updated for 2026

📊 **\$7,200/mo+ (source-reported, not guaranteed)** Typical reported revenue for solo AI digital product creators

📢 @jobhacki · JobHacki Community



Start Fast

Clear first steps you can take this week.



Real Sources

Built from people who actually did it.



Honest Numbers

Source-reported pay, costs, and risks.

[Get the Full Guide Vault →](#)

🔒 Includes checklists, scripts & source-backed insights

YOU WILL LEARN

- Who This Guide Is For
- Problem This Business Solves
- The Offer That Actually Sells
- Business Snapshot
- Who Pays For It
- Startup Cost — Real Breakdown

Who This Guide Is For

This guide is for operators and creators who want to build a real business selling AI-powered digital products—templates, courses, automations, UGC, and more. If you want to skip the generic advice and see exactly what tools, frameworks, and systems are working for actual creators (not just marketers), read on.

Business Snapshot

\$0–\$300 (startup cost)

Typical outlay for tools, hosting, and assets

\$7,200/mo

Source-reported solo creator revenue (Claude, X posts)

7 days

Fastest reported time to first sale (Launch Magnet Method)

90%+ margin

Digital product profit margin (after platform fees)

HighLevel, Arcads, Canva, Beacons.ai

Most-cited tools for AI digital product ops

Problem This Business Solves

AI digital products solve two core problems: (1) business owners lack time and expertise to implement AI/automation, and (2) individuals want ready-made, actionable solutions (templates, automations, content, training) that save them time or make them money. Most buyers are overwhelmed by choice and want a clear, frictionless path to results.

▶ **MODULE 04**

Who Pays For It

Buyers are typically small business owners, solo creators, marketers, and professionals looking for shortcuts—especially in crowded niches (e-commerce, coaching, content, UGC, automation). Brands also pay for AI-generated influencer content, ad creatives, and automations. Most purchases are direct-to-creator via platforms (Gumroad, Beacons.ai, Shopify, personal sites).

▶ **MODULE 05**

The Offer That Actually Sells

The best-selling offers are narrowly focused, outcome-driven digital products: AI automations (e.g., LinkedIn lead scrapers, email bots), UGC ad templates (Arcads), high-conversion scripts, and plug-and-play systems (e.g., HighLevel agency backend with proven workflows). Bundles that include scripts, templates, and a clear launch system (not just raw info) convert best. Example: 'AI UGC Video Pack for TikTok Shop' or 'Done-For-You LinkedIn Lead Agent Workflow.'

▶ **MODULE 06**

Startup Cost — Real Breakdown

Item	Cost	Notes
Domain + Hosting	\$40–\$100/yr	Webspace Kit or Hostinger (use code WL10 for 10% off)
AI Tools	\$0–\$100/mo	Arcads (\$10+/mo), Canva (free/Pro), Claude (free), ChatGPT (free/Plus)
Platform Fees	5–10% per sale	Gumroad, Beacons.ai, Shopify
Design Assets	\$0–\$50	Optional: stock, upscaling (e.g., Upscal)
Email/CRM	\$0–\$30/mo	Mailerlite, ConvertKit, or HighLevel trial

▶ MODULE 07

Skill Requirements

Skill	Required?	How to Shortcut
AI Prompting	Yes	Use X/Twitter prompt threads (e.g., @shushant_l, @RoundtableSpace)
Basic Design	Optional	Use Canva templates, Arcads for video
Automation Setup	Optional	Use HighLevel prebuilt workflows
Copywriting	Helpful	Steal proven frameworks (see Launch Magnet Method)
No-Code Tools	Optional	Most tools are drag-and-drop or have step-by-step videos

Step-by-Step Launch Plan

- 1 Pick a single problem to solve (e.g., 'AI UGC video for TikTok Shop').
- 2 Research X/Twitter for prompt threads and proven product ideas (@shushant_I, @maxpostingx).
- 3 Create your product using Arcads (for video), Canva (for templates), or Claude/ChatGPT (for scripts).
- 4 Upscale images if needed using Upscal (for print/digital art).
- 5 Set up your website using Weospace Kit or Hostinger (use code WL10 for discount).
- 6 Upload your product to Gumroad, Beacons.ai, or your own site.
- 7 Write a single, focused sales page (one clear CTA, no distractions—see Launch Magnet Method).
- 8 Set up automated email follow-up (abandoned cart, welcome, objection handling).
- 9 Promote using YouTube + email (see 'The Marketing Strategy That's CRUSHED It for 10 Years').

First 7 Days

- 1 Day 1: Pick your niche and research 3-5 best-selling AI digital products.
- 2 Day 2: Draft your product outline (template, automation, video, etc.).
- 3 Day 3: Build your first version using Arcads, Canva, or Claude.

- 4 Day 4: Set up your website (Webspace Kit/Hostinger) and upload product.
- 5 Day 5: Write a focused sales page (one CTA, no extra links).
- 6 Day 6: Set up email automation (Mailerlite/ConvertKit/HighLevel).
- 7 Day 7: Launch to your network and in relevant Discords/communities.

▶ **MODULE 10**

First 30 Days

- 1 Iterate on your product based on first buyers' feedback.
- 2 Test 2–3 pricing points (e.g., \$17, \$47, \$97) and track conversion.
- 3 Add 1–2 upsells (e.g., video walkthrough, extra template pack).
- 4 Automate follow-up: abandoned cart, testimonial requests, bonus offers.
- 5 Create 3–5 YouTube videos answering your audience's top questions (drive to your product).
- 6 Build a simple email list and send weekly value + product offers.
- 7 Reach out to micro-influencers for affiliate deals or testimonials.

▶ **MODULE 11**

Insider Secrets & Shortcuts

- 1 Use Arcads for AI UGC video creation—lets you generate influencer-style videos for under \$10 each, including unboxing and app demo features (from 'DO THIS to Make AI UGC Ads...').

- 2 Leverage the Launch Magnet Method: every page gets ONE job, one CTA—no blogs, no extra links. Decision paralysis kills sales (from 'How to Launch a Digital Product...').

- 3 Automate your backend with HighLevel—used by 7-figure agencies for client onboarding, follow-up, and campaign templates. Get proven scripts and workflows, not just software (from 'The Easiest Way to Start an Agency...').

- 4 Upscale your digital art with Upscal before selling—raw AI images often look pixelated when printed or zoomed (from 'How to Build and Sell Digital Products Online in 2026').

- 5 For faceless video content, use the 'Faceless Video AI Agent' workflow (from 'These 10 AI Agents Will Make You \$1M...') to automate script, voiceover, and visuals—no camera needed.

- 6 Avoid the 'digital graveyard': follow up with every non-buyer using automated email sequences addressing objections and offering value (from 'How to Launch a Digital Product...').

▶ **MODULE 12**

How To Find Your First Customers

- 1 Post your offer in relevant X/Twitter threads using the exact prompts from @shushant_l, @maxpostingx, and @RoundtableSpace.
- 2 Share case studies or demo videos on YouTube (search-based tutorials work best).
- 3 List your product on Beacons.ai, Gumroad, and in Discord/Reddit communities for your niche.
- 4 Reach out directly to small business owners or creators who already buy similar products (use LinkedIn lead scraping AI agents to build a list).
- 5 Offer a 'beta tester' discount to your first 10 buyers in exchange for feedback and

Copy/Paste Outreach Script

Pricing Model

Product Type	Typical Price	Notes
AI Template Pack	\$17-\$47	Bundles convert better than single templates
UGC Video Pack (Arcads)	\$27-\$97	Price by # of videos or features
Automation Workflow	\$47-\$197	Higher for done-for-you setups
Course/Mini-training	\$47-\$297	Depends on depth and bonuses
Agency Backend (HighLevel)	\$97-\$497	Include scripts, templates, onboarding

Upsell Ideas

- 1 Add a video walkthrough or 'implementation call' for \$47-\$97.

- 2 Offer a 'pro' bundle with extra templates, scripts, or advanced automations.

- 3 Sell a monthly subscription for ongoing updates or new templates.

- 4 Bundle with a private Discord or Slack community for support.

- 5 License your product for agency or team use at a higher rate.

Risks / Legal / Compliance

Red Flags & Compliance

AI-generated content can trigger copyright or likeness issues—always check the terms of your tools (e.g., Arcads, Canva). Selling automations that scrape data (e.g., LinkedIn) may violate platform TOS or privacy laws. Always use original or properly licensed assets. Disclose AI use if required by law or platform. Refunds and chargebacks are common on digital product platforms—set clear terms.

Source Notes

“Launching digital products successfully isn’t about perfection. It’s about psychology and process... Most launches fail because of a lack of structure, not a lack of demand.”

— [How to Launch a Digital Product and Get Paying Customers in 7 Days](#)

- [1] [How to Launch a Digital Product and Get Paying Customers in 7 Days \(YouTube transcript\)](#)
- [2] [DO THIS to Make AI UGC Ads with AI Influencers to Get RICH in 2026 \(YouTube transcript\)](#)
- [3] [The Easiest Way to Start an Agency \(Even If You Know Nothing About Marketing\) \(YouTube transcript\)](#)
- [4] [How to Build and Sell Digital Products Online in 2026 \(YouTube transcript\)](#)
- [5] [These 10 AI Agents Will Make You \\$1M With Zero Employees \(YouTube transcript\)](#)
- [6] [X/Twitter threads: @shushant_l, @maxpostingx, @RoundtableSpace](#)
- [7] [Product offers: Claude + Instagram \\$6,137/month digital products, CASH GLITCH method, Arcads AI influencer tool](#)

Resources, Certifications & Direct Links

Tap straight into search results, certification training, and paid apprenticeships for this path.

🔍 DIRECT SEARCH LINKS

Google Trends — demand

is it growing? ↗

Reddit — unfiltered reality

real talk ↗

YouTube — free how-tos

walkthroughs ↗

Upwork — who's paying now

live demand ↗

Google — competitor pricing

what to charge ↗

Hack







Set a saved-search alert on **Indeed** + **LinkedIn** for this exact term — new roles hit your inbox before they're crowded.

Tool Stack — Organized by Category

Every tool for this path, grouped by category. Free tools first, paid last. Tap any logo to open it.







AI Assistants

5 free · 1 paid

	ChatGPT	Writing, ideation, prompts, drafts	Free	↗
	Claude	Long docs, reasoning, coding, agents	Free	↗
	Google Gemini	Google-integrated AI	Free	↗
	Perplexity	AI research with live sources	Free	↗
	Poe	Many AI models in one app	Free	↗
	Grok	X-integrated AI	Paid	↗








AI Builders & Agents

6 free · 0 paid

	Bolt	AI full-stack app builder	Free	↗
	Cursor	AI code editor	Free	↗
	Lovable	Prompt-to-app builder	Free	↗
	Replit	Build + host apps with AI	Free	↗
	v0 by Vercel	AI UI/component generator	Free	↗
	Windsurf	Agentic AI IDE	Free	↗








Automation & No-Code

7 free · 0 paid

	Airtable	Database / CRM / trackers	Free	↗
	Bubble	No-code web apps	Free	↗
	Glide	Apps from spreadsheets	Free	↗
	Make	Visual automation / scenarios	Free	↗
	n8n	Open-source workflow automation	Free	↗
	Softr	No-code apps/portals on Airtable	Free	↗
	Zapier	App-to-app automation	Free	↗




Outreach & Sales

2 free · 5 paid

	Apollo	B2B lead database + outreach	Free	↗
	Hunter	Find + verify emails	Free	↗
	Clay	AI lead enrichment + lists	Paid	↗
	Instantly	Cold email sending + warmup	Paid	↗
	Lemlist	Personalized cold outreach	Paid	↗
	LinkedIn Sales Navigator	Prospecting on LinkedIn	Paid	↗
	Smartlead	Cold email at scale	Paid	↗








CRM

1 free · 2 paid

-  **HubSpot CRM** Free CRM + pipeline Free [↗](#)
-  **Close** CRM built for calling Paid [↗](#)
-  **Pipedrive** Sales pipeline CRM Paid [↗](#)











Web & Design

5 free · 2 paid

-  **Canva** Graphics, thumbnails, templates Free [↗](#)
-  **Carrd** One-page sites (cheap) Free [↗](#)
-  **Figma** UI/graphic design Free [↗](#)
-  **Framer** AI website builder Free [↗](#)
-  **Webflow** Visual website builder Free [↗](#)
-  **Durable** AI site for local business Paid [↗](#)
-  **Relume** AI sitemaps + components Paid [↗](#)

Selling & Monetization

6 free · 4 paid

	Beehiiv	Newsletter + monetization	Free	↗
	Gumroad	Sell digital products	Free	↗
	Lemon Squeezy	Sell software/digital (handles tax)	Free	↗
	Substack	Paid newsletters	Free	↗
	Teachable	Host and sell courses	Free	↗
	Whop	Sell access, communities, products	Free	↗
	Kajabi	All-in-one course/membership	Paid	↗
	Shopify	Ecommerce store	Paid	↗
	Skool	Paid communities + courses	Paid	↗
	Stan Store	Link-in-bio storefront	Paid	↗

Money tip

Stack the **free** tools first. Only pay once a tool is directly making or saving you money.

TABLE OF CONTENTS

- 01 Who This Guide Is For
- 02 Business Snapshot
- 03 Problem This Business Solves
- 04 Who Pays For It
- 05 The Offer That Actually Sells
- 06 Startup Cost — Real Breakdown
- 07 Skill Requirements
- 08 Step-by-Step Launch Plan
- 09 First 7 Days
- 10 First 30 Days
- 11 Insider Secrets & Shortcuts
- 12 How To Find Your First Customers
- 13 Copy/Paste Outreach Script
- 14 Pricing Model
- 15 Upsell Ideas
- 16 Risks / Legal / Compliance
- 17 Source Notes
- 18 Resources, Certifications & Direct Links
- 19 Tool Stack — Organized by Category

THE JOBHACKI ARSENAL

This guide is 1% of what members get

The community unlocks the tools that do the heavy lifting for you:



OmniCut

Upload any video — get back a timestamped, cut-by-cut edit blueprint: hooks, vocal cues, effects and animation calls, all mapped to the viral frameworks behind our own content. You (or your AI editor) just follow the map.



JobHacki Resume Builder

Our exact one-page, recruiter-tested template — auto-built from your LinkedIn in minutes, exported as an editable doc + PDF.



JobHacki Readiness Simulator

Paste any job link. Get tested on what the role actually requires, see your readiness score, and get the fastest study path to close the gaps.



Atlas Directory

Every guide and career path we publish — refreshed by 24/7 AI researchers so you never act on stale info.

[Join the JobHacki Community →](#)

Join free today — founding-member pricing locks in before the tools go paid.

WHAT EACH TOOL ACTUALLY DOES



OmniCut

OmniCut watches your entire video the way an elite editor would — every frame, the full transcript, your offer and what you're actually selling — then runs it through the viral frameworks behind our own content. What you get back is a timestamped editing score: your video chopped into 10-second sequences, each with exact vocal cues, audio cues, effect calls and animation directions. Copy a sequence, paste it into Gemini Omni, and generate that cut — then the next, then the next, until the whole edit is done. Runs as a custom GPT inside ChatGPT (you'll need a ChatGPT account), purpose-built for Gemini Omni video editing the day it drops.



JobHacki Resume Builder

Drop in your LinkedIn (or paste your experience) and it rebuilds everything into the exact one-page format we use: tight summary line, education with the details recruiters scan for, metric-driven experience bullets, and the 10-category skills stack that beats ATS keyword filters. Out comes a polished PDF plus a fully editable doc — change any line later without starting over. Single-industry and multi-industry versions included.



JobHacki Readiness Simulator

Paste a real job posting link. The simulator breaks down what that role actually demands — skills, tools, terminology, scenarios — and tests you on it: multiple choice, written answers, even voice roleplay for interviews and sales calls. You get a Readiness Score out of 100 across skill match, tool match, communication and interview readiness, plus the exact study plan to close your gaps — linked straight to the guides, certs and resources that fix them.



Atlas Directory

The full living library: 100+ grounded, step-by-step playbooks across AI businesses, careers, trades, healthcare paths and side income — every one built from people who actually did it, never theory. Our AI researchers monitor hundreds of creators and sources around the clock, so tools, pay data and methods stay current. Search it, filter it, read online or download any guide as a PDF.

   jobhacki.com

Created by JobHacki · @jobhacki · JobHacki Community · Version 2026

Income figures in this guide are source-reported or estimates from real creators and practitioners — not guarantees. Income depends on location, skill, speed, and demand. Verify pay rates and offers before applying or buying.